

**2021 ANNUAL REPORT**

**CITIZENS BANCSHARES  
CORPORATION**

SINCE 1921

**STRONGER**  
*Together*





# We are the catalyst:

## Promoting healthy community ecosystems

Committed to the sustaining health of the communities we serve, our goal is to be a catalyst in creating strong community ecosystems. Whether it is providing the resources to help customers become homeowners or helping them grow their businesses, our growth is their growth—Our Impact Story. Growth in impact, Growth in the financial well-being of our customers, and Growth of our Bank are at the heart of everything we do.



## HOME OWNERSHIP:

# \$27MM

Residential Mortgage Lending to black and brown people of color

# \$8.5MM

to first-time homebuyers

## Down Payment Assistance Programs

to Veterans, 1st-time home buyers, and Community Partners—i.e. educators, healthcare, law enforcement, first responders

# 90%

of home mortgages assisted by Citizens Trust Bank are located in communities the Bank serves, and more specifically to people of color.



## COMMUNITY EMPOWERMENT AND IMPACT

Growing the CTB impact includes continuing to provide financial education and products and services that assist in the stabilization and strengthening of black and brown communities.

# +14,000

middle and high school students and 16 school partners have received money management resources through FIT (Financial Independence Training) representing 30% year-over-year impact growth.

# +4,000

people attended CTB-hosted homeownership educational workshops and other events.

# \$200MM+

loans were extended to small businesses including over \$66MM in PPP loans during the 2020-21 pandemic.

# Shareholders Message

## Celebrating 100 Years

In 2021, Citizens Trust Bank celebrated its 100th year of existence. Since we opened our doors for business in 1921, we have continued to be a beacon of hope and a promise for access and equality in financial services.

Commemorating this milestone, the bank's year-long celebration included special partnerships with local and state preservation organizations to continue to empower, inform and educate future generations about the importance of minority community banks.

Planned celebratory events included:

- Local, state, and national government office proclamations/recognitions
- Donation of 100-year-old bank documents to be shared, publicly for future exhibition and historical preservation
- Citizens Trust Bank's historical marker ceremony
- A tribute from Citizens Trust Bank's customers through personal impact stories and testimonials
- A celebratory jubilee gala

In light of the pandemic, we were unable to hold in-person activities last year. However, we are planning to resume in-person celebrations for the gala jubilee and customer appreciation events as COVID restrictions continue to ease.

The last two years have presented unique challenges, from the pandemic, difficult discussions on social justice and economic equality, the war in Ukraine, and uncertainties in microeconomic conditions that are impacting our everyday lives. The world, our country, our communities, and our families have felt the impact in some way. Though all of these circumstances are extremely important and deserve our attention, our hearts and prayers go out, specifically, to the people of Ukraine and for peace in their country.

Despite the challenges we continue to face, we never lose sight of how essential the strength and resilience of our bank are to the resilience and the strength of our customers and the communities we serve. The well-being of our customers and community is core to our mission and values. To elevate and expand our mission, we must continue to GROW in community engagement and impact, remain agile in providing solutions that meet the growing needs of our customers and GROW our bank to support the growth of our communities.

## Our 2021 Highlights

We are proud of the performance and growth of our Company. The commitment to our mission, the engagement of our customers, the value and strength of the partnerships we have forged and the resilience of our team has been paramount to our success. In 2021, these assets produced another solid year. We are excited about the direction and future of the Company. The financial highlights are as follows:



Left to right: **FARRAND O. LOGAN**, Executive Vice President/Chief Lending Officer/Director of Sales and Business Development, **H. JEROME RUSSELL, JR.**, CBC Director, President, H.J. Russell and Company, New Urban Development, LLC, **MATT WESTMORELAND**, Atlanta City Council Post 2 At-Large Atlanta City Council member, **CYNTHIA N. DAY**, President and CEO Citizens Trust Bank, **FREDERICK L. DANIELS, JR.**, Executive Vice President/Chief Credit Officer, **JASON A. EPPENGER**, Alabama Market President, and **SAMUEL J. COX**, Executive Vice President/ Chief Financial Officer

## Citizens Trust Bank Celebrates 100 years In the Community—City of Atlanta Proclamation

- Raised \$22 million in capital to support the Company’s growth and expansion plan
- Funded \$157MM in commercial, consumer, and residential mortgage loans, while successfully managing credit risk as reflected by a delinquency ratio of 1.31% and a non-performing asset ratio of 0.27% as of December 31, 2021. A funding level that is historic for the Company.
- Experienced year-over-year growth in total assets of \$97 million or 17%. The growth is attributed to an increase in deposits, representing a 14% increase over the prior year, tempered by a 1% decline in net loans outstanding, primarily due to the payoff of PPP loans during the year.
- The rapid growth in deposits over the last two years, totaling an increase of \$220 million or approximately 61%, has negatively impacted ROA. However, over time the deployment of these deposits, particularly in a rising rate environment, into higher yielding assets will result in enhanced margins. The growth in deposits is a combination of both core customers and corporate relationships.
- Continued focus on efficiencies in our operations utilizing technology and streamlined workflows. Operating expenses declined \$395,000 or 2.5%.

- Well- positioned for continued growth with a Tier 1 capital ratio of 24%.
- Increased dividends paid to common shareholders by 14% to \$0.40 per share.

Year over year pre-tax earnings of \$5.2 million from \$6.8 in the prior year, including a \$5 million grant, were impacted by non-recurring items and pandemic-related cost. Given consideration for these items, core earnings are still solid and growing. We believe these key performance indicators demonstrate, with each passing year, the competitive and dynamic financial institution we are.

The risk profile of our balance sheet is solid, the best it has been in the 100-year history of the institution. It provides a good foundation for us to continue to grow and benefit from the continuing trend of deeper loan penetration throughout our Georgia and Alabama footprint. Further, we will continue to expand our presence in the nearby states of Texas, Tennessee, and North Carolina, as well as the counties north of Atlanta. Citizens Trust Bank currently has a digital footprint in 48 states.

## Our Community Engagement and Impact

Engagement in our communities is essential to the Company's mission and is at the heart of our overall strategy. This includes continuing to provide, on a much greater scale, financial education and solutions that support the stabilization and strengthening of communities within the Bank's footprint.

CTB remains proud of the ongoing financial education and training we provide. Our Financial Independence Training (FIT) program, for example, represents our commitment to educate, motivate and inspire young people to obtain a future of healthy financial well-being. To date, FIT resources have been provided to more than 14,000 middle and high school students across 16 different schools in the greater Atlanta area, representing 30% year-over-year impact growth.

Homeownership is noted as one of the key factors in addressing the wealth gap for Black Americans. Citizens Trust Bank hosted a series of educational workshops and other events that reached more than 4,000 people in 2021 alone. These events provided a platform to educate attendees on the value of homeownership while also working with Federal, State and local organizations to provide downpayment assistance to prospective first-time home-buyers. For clients with no previous knowledge of how to navigate or realize the

American dream of homeownership, Citizens Trust Bank partnered with several counseling agencies to educate and empower individuals on how to move along the path to homeownership.

As the lifeblood of our communities, small businesses are vital to creating jobs, and building wealth. We remain committed to maintaining a sustainable and strong community ecosystem by providing access to capital for acquisitions and expansion.

From funding operation expenses to real estate construction loans, the CTB-hosted Access to Capital workshops combined with delivering convenient, efficient digital management tools continue to help realize dreams of entrepreneurship and improve chances for securing healthy, thriving community businesses.

We are proud of the results. The Company supported:

- Residential mortgages facilitating homeownership in 24 states.
- Over \$30MM in residential mortgage loans resulting in a sizable increase in new homeowners.
- Home mortgages of which 90% were to minority borrowers, mostly African Americans.
- And, an additional \$200MM has been earmarked for residential mortgage loans in minority communities by 2024.

## STRATEGIC PARTNERSHIPS

A new paradigm to closing the wealth gap continues with our strategic partnerships. Growing partnerships with large mainstream institutions have confirmed the importance of diversity and inclusion and the strength of us working together. These partnerships provide us with scalable opportunities through shared technology, resources, and expertise to deepen relationships with a broader number of consumers and businesses.



JPMORGAN CHASE & CO.





over  
**90%**  
of Black Americans own smartphones.

over  
**70%**  
of Bank customer engagements occur through digital platforms.

Citizens Trust Bank remains committed to economic equality and building wealth for generations. Whether it is providing the resources to help customers become homeowners or helping them grow their businesses, the Bank must continue to be innovative in delivering its solutions to meet the rapidly changing expectations for financial services. The COVID-19 Pandemic highlighted the need to be agile and respond quickly. As our team helped our customers apply for the Paycheck Protection Program (PPP) loans and/or provided debt restructures, we recognized that it was imperative to adjust the lending platform to increase the capacity to serve more businesses. Citizens Trust Bank launched a digital lending platform that allowed the Bank to process nearly three times the applications that were processed in Phase I of the PPP. Further, the enhancement allows for the accommodation and anticipated growth in lending to small businesses and consumers in our core business.

## Our Value Proposition

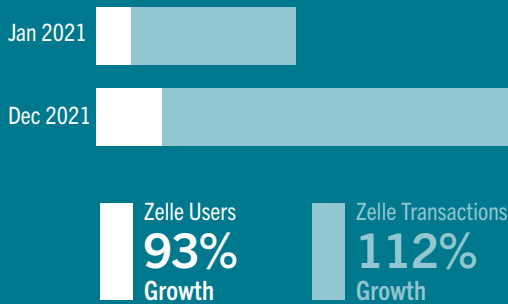
Providing small businesses with opportunities to operate, scale, and diversify their businesses continues to be a catalyst for building and sustaining healthy communities, creating more jobs, and generating wealth for the people and communities we serve. During the 2020-21 pandemic, more than \$200MM+ in loans were extended to small businesses.

In addition, through 2024, Citizens Trust Bank has committed to expanding our support of small and minority businesses by allocating over \$358MM in lendable funds for their growth and operating capital. If executed as planned, it will result in:

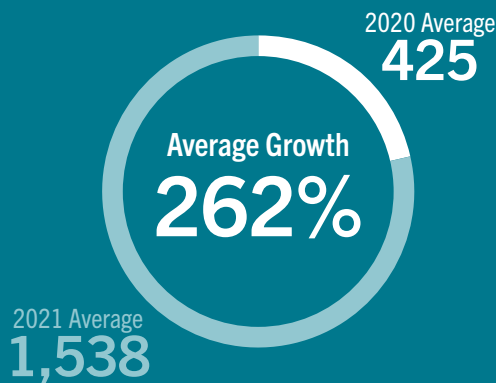
- ♦ Approximately 75% of the Bank's lending efforts will support small and minority businesses.
- ♦ And an estimated 19,000 in job creation.

We will never stop advocating for the growth and well-being of our customers. We are forging alliances with partners whose values align with ours and who are committed to the pursuit of economic equality for minority communities.

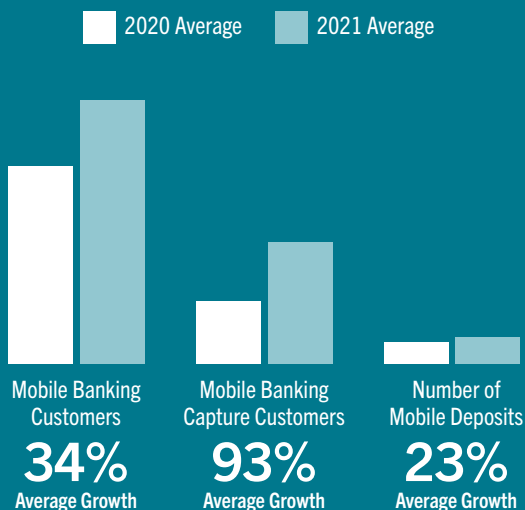
## DIGITAL PAYMENT SOLUTIONS



## BUSINESS ONLINE BANKING



## MOBILE BANKING



## Strategic Partnerships

This year, we were fortunate to partner and collaborate with several Fortune 100 companies and major organizations. These partnerships resulted in invested capital into our Company, shared expertise and resources, depository relationships, and participation in major credit facilities. These partnerships provide us the opportunities to scale and expand our core business in our current market and into new markets, invest in innovative technology, and ultimately deepen our impact with a broader number of consumers and businesses to reverse the negative trend of an expanding wealth gap in Black and Brown communities.

We are encouraged by these partnerships and ongoing collaborations with companies committed to our vision of inclusion of minority businesses in their supply chain. In partnership with these companies, Citizens Trust Bank has provided the necessary capital for minority businesses to fulfill their commitments and execute under large corporate contracts. These win-win relationships deliver results, for example:

- We provided capital to a minority owned business to support a multi-year master service agreement with a Fortune 100 Company that supports their growth in becoming the largest African American forestry contractor in the country.
- The partnership created 40 new jobs with base compensation packages up to \$75,000.

We will continue to promote and facilitate these relationships to enable minority businesses to grow, create jobs and support stronger, healthier communities.

## Digital Accessibility

To facilitate our growth and expansion into broader markets, we must be nimble and agile. We will continuously pursue innovation and evaluate technology to meet the expectations of our customers and to deliver financial services for the future. From deploying artificial intelligence to leveraging customer data to improving the customer experience from all Citizens Trust Bank's digital platforms, we remain committed to providing digital access to accommodate the ever-changing needs of our customers.

More than 90% of Black Americans own smartphones and, following this trend, more than 70% of our customer engagement



occurs through our digital platforms. To that end, the enhancements we made to Citizens Trust Bank Online and the CTBMobile app provide convenient financial solutions and tools for our consumer and business relationships, including:

- Convenient access and account management tools
- Transfer and payments of funds
- ZELLE®, a fast, safe, and easy way to send money in minutes to friends, family, and others you trust, right from the Citizens Trust Bank mobile app.
- Account alerts, security, and fraud prevention resources

## Continuing On

As we move forward, we are well-positioned to grow and expand. We are committed to providing high-quality financial services and building lasting client relationships. We are keeping pace with fast-changing technology, and the technological needs of our customers. We continue to recruit and retain quality talent to enable our progress.

We remain committed to honoring our founders' vision—to provide access to financial services and promote economic equality, particularly in communities of color. We will continue to pursue innovation and cultivate partnerships that will strengthen and transform the Company and its communities for generations to come.

We are proud of our team's commitment to our mission, vision, and core values. Even in a year filled with unprecedented and ongoing challenges, their efforts produced outstanding results and positioned us for a strong future.

As always, we want to thank our shareholders for your continued support of the Company. After 100 years, we are **Stronger Together.**



*Cynthia N. Day*

Cynthia N. Day  
President and CEO  
Citizens Trust Bank



*Ray M. Robinson*

Ray M. Robinson  
Chairman of the Board  
Citizens Bancshares Corporation

# Financials

## SELECTED FINANCIAL DATA FOR CITIZENS BANCSHARES CORPORATION & SUBSIDIARY

Years ended December 31, (amounts in thousands, except per share data and financial ratios)	2021	2020	2019
<b>STATEMENT OF INCOME DATA:</b>			
Net interest income	\$16,007	\$14,395	\$15,380
Income before income tax expense	\$5,216	\$6,793	\$4,751
Net income	\$4,061	\$5,219	\$3,748
Net income available to common shareholders	\$3,923	\$5,219	\$3,748
<b>PER SHARE DATA:</b>			
Net income per common share—basic	\$1.97	\$2.61	\$1.79
Book value per common share	\$27.04	\$26.19	\$22.55
Cash dividends paid per common share	\$0.40	\$0.35	\$0.50
<b>BALANCE SHEET DATA:</b>			
Loans, net of unearned income	\$284,761	\$287,495	\$269,632
Deposits	\$581,421	\$510,381	\$361,358
Advances from Federal Home Loan Bank	\$110	\$132	\$153
Total assets	\$668,919	\$571,926	\$417,828
Average stockholders' equity	\$67,508	\$49,417	\$45,054
Average assets	\$624,701	\$494,683	\$416,744
<b>RATIOS:</b>			
Income before income tax expense to average assets	0.83%	1.37%	1.14%
Net income to average assets	0.65%	1.06%	0.90%
Net income to average shareholders equity	6.02%	10.56%	8.32%
Dividend payout ratio per common share	19.62%	13.27%	28.11%
Average stockholders' equity to average assets	10.81%	9.99%	10.81%
Tier 1 capital ratio (to risk weighted assets)	24%	17%	16%
Total capital ratio	25%	18%	17%

# **Citizens Bancshares Corporation and Subsidiary**

## ***Report on Consolidated Financial Statements***

***As of and for the years ended December 31, 2021 and 2020***

**This Page Intentionally Left Blank**

---

# Citizens Bancshares Corporation and Subsidiary

## *Contents*

---

	<u>Page</u>
<b>Independent Auditor's Report</b> .....	1-2
<b>Consolidated Financial Statements</b>	
Consolidated Balance Sheets .....	3
Consolidated Statements of Income.....	4
Consolidated Statements of Comprehensive Income .....	5
Consolidated Statements of Changes in Stockholders' Equity .....	6
Consolidated Statements of Cash Flows.....	7
Notes to Consolidated Financial Statements.....	8-45

## **Independent Auditor's Report**

The Board of Directors  
Citizens Bancshares Corporation and Subsidiary  
Columbia, South Carolina

### **Opinion**

We have audited the consolidated financial statements of Citizens Bancshares Corporation and Subsidiary (the "Company"), which comprise the consolidated balance sheets as of December 31, 2021, and 2020, the related consolidated statements of income, comprehensive income, changes in stockholders' equity, and cash flows for the years then ended, and the related notes to the consolidated financial statements (collectively, the "financial statements").

In our opinion, the accompanying financial statements present fairly, in all material respects, the financial position of the Company as of December 31, 2021, and 2020, and the results of its operations and its cash flows for the years then ended in accordance with accounting principles generally accepted in the United States of America.

### **Basis for Opinion**

We conducted our audits in accordance with auditing standards generally accepted in the United States of America (GAAS). Our responsibilities under those standards are further described in the Auditor's Responsibilities for the Audit of the Financial Statements section of our report. We are required to be independent of the Company and to meet our other ethical responsibilities, in accordance with the relevant ethical requirements relating to our audits. We believe that the audit evidence we have obtained is sufficient and appropriate to provide a basis for our audit opinion.

### **Responsibilities of Management for the Financial Statements**

Management is responsible for the preparation and fair presentation of the financial statements in accordance with accounting principles generally accepted in the United States of America, and for the design, implementation, and maintenance of internal control relevant to the preparation and fair presentation of financial statements that are free from material misstatement, whether due to fraud or error.

In preparing the financial statements, management is required to evaluate whether there are conditions or events, considered in the aggregate, that raise substantial doubt about the Company's ability to continue as a going concern within one year after the date that the financial statements are issued (or within one year after the date that the financial statements are available to be issued when applicable).

## Auditor's Responsibilities for the Audit of the Financial Statements

Our objectives are to obtain reasonable assurance about whether the financial statements as a whole are free from material misstatement, whether due to fraud or error, and to issue an auditor's report that includes our opinion. Reasonable assurance is a high level of assurance but is not absolute assurance and therefore is not a guarantee that an audit conducted in accordance with GAAS will always detect a material misstatement when it exists. The risk of not detecting a material misstatement resulting from fraud is higher than for one resulting from error, as fraud may involve collusion, forgery, intentional omissions, misrepresentations, or the override of internal control. Misstatements are considered material if there is a substantial likelihood that, individually or in the aggregate, they would influence the judgment made by a reasonable user based on the financial statements.

In performing an audit in accordance with GAAS, we:

- Exercise professional judgment and maintain professional skepticism throughout the audit.
- Identify and assess the risks of material misstatement of the financial statements, whether due to fraud or error, and design and perform audit procedures responsive to those risks. Such procedures include examining, on a test basis, evidence regarding the amounts and disclosures in the financial statements.
- Obtain an understanding of internal control relevant to the audit in order to design audit procedures that are appropriate in the circumstances, but not for the purpose of expressing an opinion on the effectiveness of the Company's internal control. Accordingly, no such opinion is expressed.
- Evaluate the appropriateness of accounting policies used and the reasonableness of significant accounting estimates made by management, as well as evaluate the overall presentation of the financial statements.
- Conclude whether, in our judgment, there are conditions or events, considered in the aggregate, that raise substantial doubt about the Company's ability to continue as a going concern for a reasonable period of time.

We are required to communicate with those charged with governance regarding, among other matters, the planned scope and timing of the audit, significant audit findings, and certain internal control-related matters that we identified during the audit.

*Elliott Davis, LLC*

Columbia, South Carolina  
April 22, 2022

**Citizens Bancshares Corporation and Subsidiary****Consolidated Balance Sheets****As of December 31, 2021 and 2020**

	<u>2021</u>	<u>2020</u>
<b>Assets</b>		
Cash and due from banks	\$ 2,182,046	\$ 1,849,514
Federal funds sold	32,005,887	36,930,486
Interest bearing deposits with banks	<u>230,370,530</u>	<u>156,661,882</u>
Cash and cash equivalents	<u>264,558,463</u>	<u>195,441,882</u>
Certificates of deposit	350,000	850,000
Investment securities available for sale at fair value (amortized cost of \$95,475,729 and \$62,161,548 at December 31, 2021 and 2020, respectively)	95,294,098	64,019,061
Other investments	681,050	769,750
Loans receivable, net of allowance for loan losses of \$3,010,674 at December 31, 2021 and \$3,160,895 at December 31, 2020	281,750,342	284,334,181
Premises and equipment, net	6,750,439	7,154,463
Cash surrender value of life insurance	11,334,349	11,056,200
Other real estate owned	-	161,000
Right-of-use asset	1,720,603	1,959,770
Other assets	<u>6,480,040</u>	<u>6,180,066</u>
Total assets	<u>\$ 668,919,384</u>	<u>\$ 571,926,373</u>
<b>Liabilities</b>		
Deposits		
Noninterest-bearing deposits	\$ 227,251,563	\$ 195,283,299
Interest-bearing deposits	<u>354,169,330</u>	<u>315,098,132</u>
Total deposits	<u>581,420,893</u>	<u>510,381,431</u>
Accrued expenses and other liabilities	6,444,095	2,838,179
Bank owned life insurance liability	3,424,607	3,168,616
Lease liability	2,083,613	2,355,888
Notes payable	-	1,150,000
Advances from Federal Home Loan Bank	<u>109,945</u>	<u>131,791</u>
Total liabilities	<u>\$ 593,483,153</u>	<u>\$ 520,025,905</u>
Commitments and contingencies (Note 9)		
<b>Stockholders' equity</b>		
Common stock \$1 par value; 20,000,000 shares authorized; 2,343,676 and 2,327,401 shares issued and outstanding at December 31, 2021 and 2020, respectively	2,343,676	2,327,401
Nonvoting common stock, \$1 par value; 5,000,000 shares authorized; 90,000 shares issued and outstanding at December 31, 2021 and 2020, respectively	90,000	90,000
Preferred stock, \$1,000 par value; 10,000,000 shares authorized; 22,000 shares issued and outstanding at December 31, 2021 and none outstanding at December 31, 2020	22,000,000	-
Nonvested restricted common stock	(226,916)	(163,704)
Additional paid-in capital	8,909,098	8,636,623
Retained earnings	46,730,201	43,603,498
Treasury stock, at cost, 457,461 and 436,028 shares at December 31, 2021 and 2020, respectively	(4,314,547)	(4,088,600)
Accumulated other comprehensive (loss) income, net of income taxes	<u>(95,281)</u>	<u>1,495,250</u>
Total stockholders' equity	<u>75,436,231</u>	<u>51,900,468</u>
Total liabilities and stockholders' equity	<u>\$ 668,919,384</u>	<u>\$ 571,926,373</u>

**See Notes to Consolidated Financial Statements**



## Citizens Bancshares Corporation and Subsidiary

### Consolidated Statements of Income

As of December 31, 2021 and 2020

	2021	2020
<b>Interest income</b>		
Loans, including fees	\$ 14,641,241	\$ 13,810,493
Investment securities		
Taxable	1,379,296	1,443,447
Non-taxable	116,969	152,673
Dividends	33,966	37,982
Federal funds sold	107,970	144,679
Interest-bearing deposits	260,983	173,510
Total interest income	<u>16,540,425</u>	<u>15,762,784</u>
<b>Interest expense</b>		
Deposits	513,092	1,286,359
Other borrowings	20,381	81,603
Total interest expense	<u>533,473</u>	<u>1,367,962</u>
Net interest income	16,006,952	14,394,822
Provision for loan losses	50,000	1,710,200
Net interest income after provision for loan losses	<u>15,956,952</u>	<u>12,684,622</u>
<b>Noninterest income</b>		
Service charges on deposit accounts	1,635,767	1,560,148
Debit and credit card income	1,459,650	1,184,354
Gain on sales of premises and equipment	-	182,664
Gain on sale of other real estate owned	19,003	-
Mortgage origination fees	594,818	437,052
Income and fees from automated teller machines (ATMs)	150,837	133,614
Bank owned life insurance	278,149	274,798
Other operating income	502,912	909,862
Grant income	-	5,202,898
Total noninterest income	<u>4,641,136</u>	<u>9,885,390</u>
<b>Noninterest expense</b>		
Salaries and employee benefits	7,963,311	7,651,772
Occupancy and equipment	1,710,137	1,722,552
Other real estate owned	2,687	12,880
Data processing expense	1,125,624	1,506,540
Professional services	1,087,233	805,079
Other benefit expense	421,735	420,578
Other operating expenses	3,071,636	3,657,796
Total noninterest expense	<u>15,382,363</u>	<u>15,777,197</u>
Income before income tax expense	5,215,725	6,792,815
Income tax expense	1,155,124	1,574,122
Net income	<u>4,060,601</u>	<u>5,218,693</u>
Preferred stock dividends	(137,195)	-
Net income available to common shareholders	<u>\$ 3,923,406</u>	<u>\$ 5,218,693</u>
<b>Net income per common share - basic</b>	<u>\$ 1.97</u>	<u>\$ 2.61</u>
<b>Net income per common share - diluted</b>	<u>\$ 1.94</u>	<u>\$ 2.55</u>
<b>Weighted average common outstanding shares</b>		
Basic	1,994,141	1,998,516
Diluted	2,021,241	2,049,516

See Notes to Consolidated Financial Statements

## Citizens Bancshares Corporation and Subsidiary

### Consolidated Statements of Comprehensive Income

For the years ended December 31, 2021 and 2020

	<u>2021</u>	<u>2020</u>
<b>Net Income</b>	\$ 4,060,601	\$ 5,218,693
<b>Other comprehensive (loss) income</b>		
Unrealized holding (losses) gains arising during the period	(2,039,144)	1,882,291
Tax effect	448,613	(414,104)
Other comprehensive (loss) income, net of tax	<u>(1,590,531)</u>	<u>1,468,187</u>
Comprehensive income	<u>\$ 2,470,070</u>	<u>\$ 6,686,880</u>

See Notes to Consolidated Financial Statements

**Citizens Bancshares Corporation and Subsidiary**  
**Consolidated Statements of Changes in Stockholders' Equity**  
**For the years ended December 31, 2021 and 2020**

	Preferred Stock		Common Stock		Nonvoting Common Stock		Nonvested Restricted Stock	Additional Paid-in Capital	Retained Earnings	Treasury Stock		Accumulated Other Comprehensive Income (Loss)	Total
	Shares	Amount	Shares	Amount	Shares	Amount				Shares	Amount		
<b>Balance, December 31, 2019</b>	-	\$ -	2,305,641	\$ 2,305,641	90,000	\$ 90,000	\$ (148,736)	\$ 8,420,945	\$ 39,077,283	(321,722)	\$ (3,005,587)	\$ 27,063	\$ 46,766,609
Net income	-	-	-	-	-	-	-	-	5,218,693	-	-	-	5,218,693
Other comprehensive income	-	-	-	-	-	-	-	-	-	-	-	-	-
Net change in restricted stock	-	-	-	-	-	-	(14,968)	(4,520)	-	-	-	1,468,187	1,468,187
Purchase of treasury stock	-	-	-	-	-	-	-	-	-	-	-	-	(19,488)
Issuance of common stock	-	-	21,760	21,760	-	-	-	220,198	-	(114,306)	(1,083,013)	-	(1,083,013)
Dividends paid on common stock	-	-	-	-	-	-	-	-	(692,478)	-	-	-	241,958
<b>Balance, December 31, 2020</b>	-	-	2,327,401	2,327,401	90,000	90,000	(163,704)	8,636,623	43,603,498	(436,028)	(4,088,600)	1,495,250	51,900,468
Net income	-	-	-	-	-	-	-	-	4,060,601	-	-	-	4,060,601
Other comprehensive income	-	-	-	-	-	-	-	-	-	-	-	-	-
Net change in restricted stock	-	-	-	-	-	-	(63,212)	125,186	-	-	-	(1,590,531)	(1,590,531)
Purchase of treasury stock	-	-	-	-	-	-	-	-	-	(21,433)	(225,947)	-	61,974
Issuance of common stock	-	-	16,275	16,275	-	-	-	147,289	-	-	-	-	(225,947)
Dividends paid on common stock	22,000	22,000,000	-	-	-	-	-	-	(796,703)	-	-	-	163,564
Dividends paid on preferred stock	-	-	-	-	-	-	-	-	(137,195)	-	-	-	22,000,000
<b>Balance, December 31, 2021</b>	22,000	\$ 22,000,000	2,343,676	\$ 2,343,676	90,000	\$ 90,000	(226,916)	\$ 8,909,098	\$ 46,730,201	(457,461)	\$ (4,314,547)	\$ (95,281)	\$ 75,436,231

See Notes to Consolidated Financial Statements

**Citizens Bancshares Corporation and Subsidiary****Consolidated Statements of Cash Flows****For the years ended December 31, 2021 and 2020**

	<u>2021</u>	<u>2020</u>
<b>Cash flows from operating activities</b>		
Net income	\$ 4,060,601	\$ 5,218,693
Adjustments to reconcile net income to net cash provided by operating activities:		
Provision for loan losses	50,000	1,710,200
Depreciation	621,164	606,052
Amortization and accretion of investment securities available for sale, net	332,780	470,250
Provision (benefit) for deferred income taxes	449,036	(475,327)
Gain on sale of other real estate owned	(19,003)	-
Gain on sale of premises and equipment	-	(182,664)
Restricted stock compensation, net	225,538	222,470
Increase in cash surrender value of life insurance	(278,149)	(122,011)
Change in assets and liabilities		
Change in other assets and right-of-use asset	(61,230)	(732,847)
Change in accrued expenses, other liabilities and lease liabilities	3,589,632	362,627
Net cash provided by operating activities	<u>8,970,369</u>	<u>7,077,443</u>
<b>Cash flows from investing activities</b>		
Net change in certificates of deposit	500,000	-
Proceeds from the sales, maturities and paydowns of securities available for sale	24,960,203	23,740,941
Purchases of securities available for sale	(58,607,164)	(3,443,120)
Net decrease (increase) in other investments	88,700	(7,200)
Net decrease (increase) in loans	2,533,839	(18,043,824)
Purchases of premises and equipment	(217,140)	(900,369)
Proceeds from sale of other real estate owned	180,003	-
Proceeds from sale of premises and equipment	-	656,836
Net cash (used in) provided by investing activities	<u>(30,561,559)</u>	<u>2,003,264</u>
<b>Cash flows from financing activities</b>		
Net change in deposits	71,039,462	149,023,345
Principal payments on note payable	(1,150,000)	(400,000)
Net decrease in Federal Home Loan Bank advances	(21,846)	(21,414)
Issuance of preferred stock	22,000,000	-
Common stock dividend paid	(796,703)	(692,478)
Preferred stock dividend paid	(137,195)	-
Net purchase of treasury stock	(225,947)	(1,083,013)
Net cash provided by financing activities	<u>90,707,771</u>	<u>146,826,440</u>
<b>Net increase in cash and cash equivalents</b>	69,116,581	155,907,147
<b>Cash and cash equivalents, beginning of year</b>	195,441,882	39,534,735
<b>Cash and cash equivalents, end of year</b>	<u>\$ 264,558,463</u>	<u>\$ 195,441,882</u>
<b>Supplemental disclosure of cash flow information</b>		
Cash paid during the year for		
Interest	<u>\$ 555,508</u>	<u>\$ 1,496,862</u>
Income taxes	<u>\$ 1,474,257</u>	<u>\$ 1,806,741</u>
<b>Supplemental schedule of non-cash investing and financing activities</b>		
Change in unrealized (loss) gain on investment securities available for sale, net	<u>\$ (2,039,144)</u>	<u>\$ 1,882,291</u>

**See Notes to Consolidated Financial Statements**

# Citizens Bancshares Corporation and Subsidiary

## Notes to Consolidated Financial Statements

December 31, 2021 and 2020

---

### Note 1. Summary of Significant Accounting Policies

#### Business:

Citizens Bancshares Corporation is a holding company that provides a full range of commercial banking to individual and corporate customers in its primary market areas, metropolitan Atlanta, Georgia, and Birmingham and Eutaw, Alabama through its wholly owned subsidiary, Citizens Trust Bank (the "Bank" and together the "Company"). The Bank operates under a state charter and serves its customers through five full-service branches in metropolitan Atlanta, one full-service branch in Birmingham, Alabama, and one full-service branch in Eutaw, Alabama. All significant intercompany accounts and transactions have been eliminated in consolidation.

#### Basis of presentation:

The consolidated financial statements have been prepared in conformity with accounting principles generally accepted in the United States of America and with general practices within the banking industry. In preparing the consolidated financial statements, management is required to make estimates and assumptions that affect the reported amounts in the consolidated financial statements. Actual results could differ significantly from those estimates. Material estimates common to the banking industry that are particularly susceptible to significant change in the near term are the allowance for loan losses, the valuation of allowances associated with the recognition of deferred tax assets and the value of foreclosed real estate assets.

#### Cash and cash equivalents:

Cash and cash equivalents include cash on hand and amounts due from banks, interest-bearing deposits with banks and federal funds sold. The Federal Reserve Bank (the "FRB") requires the Company to maintain a required cash reserve balance on deposit with the FRB, based on the Company's daily average balance with the FRB. In response to the effects of the COVID-19 pandemic, the FRB temporarily eliminated the reserve requirement. Therefore, there was no reserve requirement as of December 31, 2021 and 2020.

#### Interest-bearing deposits with banks:

Substantially all of the Company's interest-bearing deposits with banks represent funds maintained on deposit at the Federal Reserve Bank of Atlanta and the Federal Home Loan Bank of Atlanta (FHLB). These funds fluctuate daily and are used to manage the Company's liquidity and borrowing position. Funds can be withdrawn daily from this account and accordingly, the carrying amount of this account is at cost which is deemed to be a reasonable estimate of fair value.

#### Other investments:

Other investments consist of Federal Home Loan Bank stock and Federal Reserve Bank stock which are restricted and have no readily determinable market value. These investments are carried at cost.

# Citizens Bancshares Corporation and Subsidiary

## Notes to Consolidated Financial Statements

December 31, 2021 and 2020

---

### Note 1. Summary of Significant Accounting Policies, Continued

#### Investment securities:

The Company classifies investments in one of three categories based on management's intent upon purchase: held to maturity securities which are reported at amortized cost, trading securities which are reported at fair value with unrealized holding gains and losses included in earnings, and available for sale securities which are recorded at fair value with unrealized holding gains and losses included as a component of accumulated other comprehensive income. The Company had no investment securities classified as trading or classified as held to maturity at December 31, 2021 or 2020.

Premiums and discounts on available for sale securities are amortized or accreted using a method which approximates a level yield. Amortization and accretion of premiums and discounts are presented within interest income from investment securities on the Consolidated Statements of Income.

Gains and losses on sales of investment securities are recognized upon disposition, based on the adjusted cost of the specific security. A decline in market value of any security below cost that is deemed other than temporary is charged to earnings resulting in the establishment of a new cost basis for the security. The determination of whether an other-than-temporary impairment has occurred involves significant assumptions, estimates, changes in economic conditions and judgment by management. There was no other-than-temporary impairment for securities recorded during 2021 or 2020.

#### Loans receivable and allowance for loan losses:

Loans are reported at principal amounts outstanding plus direct origination costs, net of loan fees and any direct charge-offs. Interest income is recognized over the term of the loan based on the principal amount outstanding. Loan fees and certain direct origination costs are deferred and amortized over the estimated terms of the loans using the level yield method. Premiums and discounts on loans purchased are amortized and accreted using the level yield method over the estimated remaining life of the loan purchased. The accretion and amortization of loan fees, origination costs, and premiums and discounts are included within loan interest income on the Consolidated Statements of Income.

Management considers a loan to be impaired when, based on current information and events, there is a potential that all amounts due according to the contractual terms of the loan may not be collected. Impaired loans are measured based on the present value of expected future cash flows, discounted at the loan's effective interest rate, at the loan's observable market price, or the fair value of the collateral less estimated disposal costs if the loan is collateral dependent.

Loans are generally placed on nonaccrual status when the full and timely collection of principal or interest becomes uncertain or the loan becomes contractually in default for 90 days or more as to either principal or interest, unless the loan is well collateralized and in the process of collection. When a loan is placed on nonaccrual status, current period accrued and uncollected interest is charged-off against interest income on loans unless management believes the accrued interest is recoverable through the liquidation of collateral. Loans are returned to accrual status when payment has been made according to the terms and conditions of the loan for a continuous six-month period.

## Citizens Bancshares Corporation and Subsidiary

### Notes to Consolidated Financial Statements

December 31, 2021 and 2020

---

#### Note 1. Summary of Significant Accounting Policies, Continued

##### Loans receivable and allowance for loan losses, continued:

The allowance for loan losses is maintained at a level that management believes to be adequate to absorb expected loan losses inherent in the loan portfolio as of the balance sheet date. The allowance for loan losses is a valuation allowance for estimated credit losses inherent in the loan portfolio, increased by the provision for loan losses and decreased by charge-offs, net of recoveries. The Company estimates the allowance required on a monthly basis using charge-off history and other delinquency analysis as well as information about specific borrower situations and estimated collateral values, economic conditions, and other factors. The Company's historical loss experience is based on the actual loss history by class of loan. Allocations of the allowance may be made for specific loans, but the entire allowance is available for any loan that, in management's judgment, should be charged off. Loan losses are charged against the allowance when management believes the uncollectability of a loan balance is confirmed. Subsequent recoveries are credited to the allowance for loan losses.

##### Troubled debt restructurings:

Loans to be restructured are identified based on an assessment of the borrower's credit status, which includes, but is not limited to, a review of financial statements, payment delinquency, non-accrual status, and risk rating. Determining the borrower's credit status is a continual process that is performed by the Company's staff with periodic participation from an independent external loan review group.

Troubled debt restructurings (TDRs) generally occur when a borrower is experiencing, or is expected to experience, financial difficulties in the near-term and it is probable that the Company will not be able to collect all amounts due according to the contractual terms of the loan agreement. The Company seeks to assist these borrowers by working with them to prevent further difficulties, and ultimately to improve the likelihood of recovery on the loan while ensuring compliance with the Federal Financial Institutions Examination Council (FFIEC) guidelines. To facilitate this process, a formal concessionary modification that would not otherwise be considered may be granted resulting in classification of the loan as a TDR.

The modification may include a change in the interest rate or the payment amount or a combination of both. Substantially all modifications completed under a formal restructuring agreement are considered TDRs. Modifications can involve loans remaining on nonaccrual, moving to nonaccrual, or continuing on accruing status, depending on the individual facts and circumstances of the borrower. These restructurings rarely result in the forgiveness of principal or interest. Nonperforming TDRs may be returned to accrual status based on a current, well-documented credit evaluation of the borrower's financial condition and prospects for repayment under the modified terms. This evaluation must include consideration of the borrower's sustained historical repayment performance for a reasonable period (generally a minimum of six months) prior to the date on which the loan is returned to accrual status.

# Citizens Bancshares Corporation and Subsidiary

## Notes to Consolidated Financial Statements

December 31, 2021 and 2020

### Note 1. Summary of Significant Accounting Policies, Continued

#### Premises and equipment:

Premises and equipment are stated at cost less accumulated depreciation which is computed using the straight-line method over the estimated useful lives of the related assets. When assets are retired or otherwise disposed, the cost and related accumulated depreciation are removed from the accounts, and any resulting gain or loss is reflected in earnings for the period. The costs of maintenance and repairs, which do not improve or extend the useful life of the respective assets, are charged to earnings as incurred, whereas significant renewals and improvements are capitalized. The range of estimated useful lives for premises and equipment is as follows:

Buildings and improvements	5 - 40 years
Furniture and equipment	3 - 10 years

#### Leases:

In accordance with Accounting Standards Update (ASU) 2016-02 and Accounting Standards Codification (ASC) 842 "Leases", the Company determines if a contractual arrangement is a lease at inception. Operating leases are included as operating right-of-use (ROU) assets. ROU assets represent the Company's right to use an underlying asset for the lease term and lease liabilities represent the Company's obligation to make lease payments arising from the lease. Currently, the Company does not have any finance leases.

#### Other real estate owned:

Other real estate owned (OREO) is reported at the lower of cost or fair value less estimated disposal costs, determined on the basis of current appraisals, comparable sales, and other estimates of value obtained principally from independent sources. Any excess of the loan balance at the time of foreclosure over the fair value of the real estate held as collateral is treated as a charge-off against the allowance for loan losses. Any subsequent declines in value are charged to earnings. Transactions in other real estate owned for the years ended December 31, 2021 and 2020 are summarized below:

	<u>2021</u>	<u>2020</u>
Balance, beginning of year	\$ 161,000	\$ 161,000
Additions	-	-
Sales	(161,000)	-
Write downs	-	-
Balance, end of year	<u>\$ -</u>	<u>\$ 161,000</u>



# Citizens Bancshares Corporation and Subsidiary

## Notes to Consolidated Financial Statements

December 31, 2021 and 2020

---

### Note 1. Summary of Significant Accounting Policies, Continued

#### Goodwill:

Goodwill represents the excess of the purchase price over the fair value of net assets acquired in a business combination. Goodwill is not amortized but tested for impairment on an annual basis, or more often, if events or circumstances indicate there may be impairment. Goodwill impairment exists when a reporting unit's carrying value of goodwill exceeds its implied fair value. Authoritative guidance governing the testing of indefinite lived intangible assets for impairment allows the option to first assess Goodwill by utilizing qualitative factors in determining if it is more likely than not that carrying value exceeds fair value. If, through this analysis, it is determined that it is more likely than not that carrying value exceeds fair value, then the next step requires estimation of the fair value of the reporting unit by quantitative assessment. If the fair value of the reporting unit exceeds its carrying value, no further testing is required. An impairment charge is recognized if the carrying value of the reporting unit's goodwill exceeds its implied fair value. The Company has performed the annual impairment analysis as of December 31, 2021 and concluded no impairment exists. The carrying amount of goodwill is approximately \$362,000 as of December 31, 2021 and 2020, respectively, and is included within other assets on the Consolidated Balance Sheets.

#### Income taxes:

Deferred tax assets and liabilities are recognized for the future tax consequences attributable to differences between the financial statement carrying amounts of existing assets and liabilities and their respective tax bases. Deferred tax assets and liabilities are measured using enacted tax rates expected to apply to taxable income in the years in which the assets and liabilities are expected to be recovered or settled. The effect on deferred tax assets and liabilities of a change in tax rates is recognized in income tax expense in the period that includes the enactment date.

In the event the future tax consequences of differences between the financial reporting bases and the tax bases of the Company's assets and liabilities result in deferred tax assets, an evaluation of the probability of being able to realize the future benefits indicated by such assets is required. A valuation allowance is provided for the portion of a deferred tax asset when it is more likely than not that some portion or all of the deferred tax asset will not be realized.

#### Preferred stock:

During February 2021, the Company sold 5,000 shares of Series D Preferred Stock. Dividends on the Series D Preferred Stock are not cumulative, and holders of the Series D Preferred Stock are entitled to receive, if and as declared by the Company, dividends at the annual rate of 1% of the purchase price per share. During March 2021, the Company sold 7,000 shares of Series E Preferred Stock. During September 2021, the Company sold an additional 4,500 shares of Series E Preferred Stock. Dividends on the Series E Preferred Stock are not cumulative, and holders of the Series E Preferred Stock are entitled to receive, if and as declared by the Company, dividends at the annual rate of 1% of the purchase price per share. During April 2021, the Company sold 5,500 shares of Series F Preferred Stock. Dividends on the Series F Preferred Stock are not cumulative, and holders of the Series F Preferred Stock are entitled to receive, if and as declared by the Company, dividends at the annual rate of 1% of the purchase price per share.

## Citizens Bancshares Corporation and Subsidiary

### Notes to Consolidated Financial Statements

December 31, 2021 and 2020

---

#### Note 1. Summary of Significant Accounting Policies, Continued

##### Net income available to common stockholders:

Basic net income, or earnings, per common share (EPS) is computed based on net income available to common stockholders divided by the weighted average number of common shares outstanding. Diluted EPS is computed based on net income available to common stockholders divided by the weighted average number of common and potential common share equivalents. The only potential common share equivalents are those related to nonvested restricted stock grants.

During the year ended December 31, 2020, the Company received \$5.0 million of contributions from Morgan Stanley in recognition of the Company's work as a Certified Community Development Financial Institution and its promotion of the economic viability of minority and under-served communities. There are no specific requirements the Company must perform and no restrictions related to the Company's use of proceeds. The full amount of the contribution is reflected in net income and is included within noninterest income on the Consolidated Statements of Income. During the year ended December 31, 2021, the Company received \$1.8 million through the Community Development Financial Institution (CDFI) Rapid Resource Grant program. There are specific performance obligations the Company must achieve in order for these funds to be recognized as revenue. These obligations have not been met at this time; therefore, the funds have been recorded as deferred revenue and are a component of accrued expenses and other liabilities within the Consolidated Balance Sheets.

##### Stock-based compensation:

The market price of the Company's common stock is utilized at the date of grant for the determination of fair value for restricted stock awards. Compensation expense is recognized over the required service period, generally defined as the vesting period, using the market share price on the date of grant.

In 2017, 16,000 nonvested restricted shares of common stock were issued to certain officers and the Chief Executive Officer (CEO) at a grant price of \$9.80. These shares vested 100% (cliff vesting) on January 1, 2020.

In 2018, 16,000 nonvested restricted shares of common stock were issued to certain officers and the CEO at a grant price of \$12.30. These shares vested 100% (cliff vesting) on January 1, 2021. In addition, 2,400 nonvested restricted shares of common stock were issued to members of the Board of Directors, excluding the CEO, at a grant price of \$12.70. These shares vested on January 1, 2019.

In 2019, 17,500 nonvested restricted shares of common stock were issued to certain officers and the CEO at a grant price of \$11.25. These shares will vest 100% (cliff vesting) on January 1, 2022. In addition, 2,880 nonvested restricted shares of common stock were issued to members of the Board of Directors, excluding the CEO, at a grant price of \$10.49. These shares vested on January 1, 2020.

In 2020, 17,500 nonvested restricted shares of common stock were issued to certain officers and the CEO at a grant price of \$10.00. These shares will vest 100% (cliff vesting) on January 1, 2023. In addition, 2,880 nonvested restricted shares of common stock were granted on August 3, 2020 to members of the Board of Directors, excluding the CEO, at a grant price of \$10.33. These shares vested on the date of grant.

# Citizens Bancshares Corporation and Subsidiary

## Notes to Consolidated Financial Statements

December 31, 2021 and 2020

---

### Note 1. Summary of Significant Accounting Policies, Continued

#### Stock-based compensation, continued:

In 2021, 17,500 nonvested restricted shares of common stock were granted on May 26, 2021 to certain officers and the CEO at a grant price of \$13.75. These shares will vest 100% (cliff vesting) on May 26, 2024. In addition, 3,500 nonvested restricted shares of common stock were granted on May 26, 2021 to members of the Board of Directors, excluding the CEO, at a grant price of \$13.75. These shares vest on May 26, 2022.

#### Comprehensive income:

The Company reports comprehensive income in accordance with ASC 220 "Comprehensive Income". ASC 220 requires that all items that are required to be reported under accounting standards as comprehensive income be reported in a financial statement that is displayed with the same prominence as other financial statements. The disclosure requirements have been included in the Company's Consolidated Statements of Comprehensive Income. The only component of comprehensive income relates to the change in value of available for sale securities.

#### Fair values of financial instruments:

ASC 820, *Fair Value Measurements and Disclosures*, requires disclosure of fair value information for financial instruments, whether or not recognized in the balance sheet, when it is practicable to estimate the fair value. ASC 820 defines a financial instrument as cash, evidence of an ownership interest in an entity or contractual obligations which require the exchange of cash or other financial instruments. Certain items are specifically excluded from the disclosure requirements, including the Company's common stock. In addition, other nonfinancial instruments such as premises and equipment and other assets and liabilities are not subject to the disclosure requirements.

#### Risks and uncertainties:

In the normal course of its business, the Bank encounters two significant types of risks: economic and regulatory. There are three main components of economic risk: interest rate risk, credit risk, and market risk.

The Bank is subject to interest rate risk to the degree that its interest-bearing liabilities mature or reprice at different speeds, or on different bases, than its interest-earning assets. Credit risk is the risk of default on the Bank's loan portfolio that results from a borrower's inability or unwillingness to make contractually required payments. Market risk reflects changes in the value of collateral underlying loans receivable and the valuation of real estate held by the Bank.

The Bank is subject to the regulations of various governmental agencies. These regulations can and do change significantly from period to period. The Bank also undergoes periodic examinations by the regulatory agencies, which may subject it to further changes with respect to asset valuations, amounts of required loss allowances and operating restrictions from the regulators' judgments based on information available to them at the time of their examination.

## Citizens Bancshares Corporation and Subsidiary

### Notes to Consolidated Financial Statements

December 31, 2021 and 2020

---

#### Note 1. Summary of Significant Accounting Policies, Continued

##### Risks and uncertainties, continued:

The 2019 novel coronavirus (or “COVID-19”) has adversely affected, and may continue to adversely affect economic activity globally, nationally and locally. Following the COVID-19 outbreak in December 2019 and January 2020, market interest rates declined significantly. The federal banking agencies encouraged financial institutions to prudently work with borrowers and passed legislation to provide relief from reporting loan classifications due to modifications related to the COVID-19 outbreak. The spread of COVID-19 has caused the Company to modify business practices, including employee travel, employee work locations, and cancellation of physical participation in meetings, events and conferences. The rapid development and fluidity of this situation precludes any predication as to the ultimate impact of the COVID-19 outbreak. Nevertheless, the outbreak presents uncertainty and risk with respect to the Company, its performance, and its financial results.

##### Revenue recognition:

In accordance with ASC Topic 606, revenues are recognized when control of promised goods or services is transferred to customers in an amount that reflects the consideration the Company expects to be entitled to in exchange for those goods or services. To determine revenue recognition for arrangements that an entity determines are within the scope of Topic 606, the Company performs the following five steps: (i) identify the contract(s) with a customer; (ii) identify the performance obligations in the contract; (iii) determine the transaction price; (iv) allocate the transaction price to the performance obligations in the contract; and (v) recognize revenue when (or as) the Company satisfies a performance obligation. A description of the Company’s revenue streams accounted for under ASC 606 follows:

**Service charges on deposit accounts:** The Company earns fees from its deposit customers for transaction-based, account maintenance, and overdraft services. Transaction-based fees are recognized at the time the transaction is executed as that is the point in time the Company fulfills the customer’s request. Overdraft fees are recognized at the point in time that the overdraft occurs. Service charges on deposits are automatically withdrawn from the customer’s account balance on a daily basis.

**Debit and credit card income:** The Company earns interchange fees from debit and credit cardholder transactions conducted through payment networks. Interchange fees from cardholder transactions represent a percentage of the underlying transaction value and are recognized daily, with the transaction processing services provided to the cardholder. Fees are recognized on a daily basis.

**Income and fees from automated teller machines (ATMs):** The Company earns fees from its established ATM network. Fees are charged to non-customers of the Company who access the Company’s network utilizing a debit card or credit card issued by another financial institution. The Company also earns fees when the Company’s customers utilize the ATM network of another financial institution. Fees are recognized at the time of the transaction.

**Gains/Losses on OREO Sales:** Gains/losses on the sale of OREO are included in noninterest income and are generally recognized when the performance obligation is complete. This is typically at delivery of control over the property to the buyer at the time of each real estate closing.

# Citizens Bancshares Corporation and Subsidiary

## Notes to Consolidated Financial Statements

December 31, 2021 and 2020

---

### Note 1. Summary of Significant Accounting Policies, Continued

#### Recently adopted accounting pronouncements:

The following is a summary of recent authoritative pronouncements that could impact the accounting, reporting, and/or disclosure of financial information by the Company.

In June 2016, the FASB issued guidance to change the accounting for credit losses and modify the impairment model for certain debt securities. The amendments will be effective for the Company for reporting periods beginning after December 15, 2022. Early adoption is permitted for all organizations for periods beginning after December 15, 2018. The Company will apply the amendments to the ASU through a cumulative-effect adjustment to retained earnings as of the beginning of the year of adoption. While early adoption is permitted, the Company does not expect to elect that option. The Company is evaluating the impact of the ASU on the consolidated financial statements. In addition to the allowance for loan losses, the Company will also record an allowance for credit losses on debt securities instead of applying the impairment model currently utilized. The amount of the adjustments will be impacted by each portfolio's composition and credit quality at the adoption date as well as economic conditions and forecasts at that time.

In November 2019, the FASB issued guidance to defer the effective dates for private companies, not-for-profit organizations, and certain smaller reporting companies applying standards on current expected credit losses (CECL). The new effective dates will be fiscal years beginning after December 15, 2022 including interim periods within those fiscal years.

In November 2019, the FASB issued guidance that addresses issues raised by stakeholders during the implementation of ASU 2016-13, *Financial Instruments—Credit Losses (Topic 326): Measurement of Credit Losses on Financial Instruments*. The amendments affect a variety of Topics in the Accounting Standards Codification. For entities that have not yet adopted the amendments in ASU 2016-13, the amendments are effective for fiscal years beginning after December 15, 2022 including interim periods within those fiscal years. Early adoption is permitted in any interim period as long as an entity has adopted the amendments in ASU 2016-13. The Company is currently in the process of evaluating the impact of adoption of this guidance on the financial statements.

#### Reclassifications:

Certain prior year amounts have been reclassified to conform to the 2021 presentation. Such reclassifications had no impact on net income or Stockholders' Equity as previously reported.

# Citizens Bancshares Corporation and Subsidiary

## Notes to Consolidated Financial Statements

December 31, 2021 and 2020

### Note 2. Investment Securities

Securities available for sale consisted of the following:

	<u>December 31, 2021</u>			
	<u>Amortized Cost</u>	<u>Gross Unrealized Gains</u>	<u>Gross Unrealized Losses</u>	<u>Estimated Fair Value</u>
Municipal securities	\$ 13,537,286	\$ 180,495	\$ (88,627)	\$ 13,629,154
Agency securities	7,938,467	26,183	(57,639)	7,907,011
Mortgage-backed securities	63,917,984	332,214	(701,362)	63,548,836
Corporate securities	<u>10,081,992</u>	<u>140,262</u>	<u>(13,157)</u>	<u>10,209,097</u>
	<u>\$ 95,475,729</u>	<u>\$ 679,154</u>	<u>\$ (860,785)</u>	<u>\$ 95,294,098</u>
	<u>December 31, 2020</u>			
	<u>Amortized Cost</u>	<u>Gross Unrealized Gains</u>	<u>Gross Unrealized Losses</u>	<u>Estimated Fair Value</u>
Municipal securities	\$ 8,907,190	\$ 306,122	\$ -	\$ 9,213,312
Mortgage-backed securities	41,472,098	1,010,772	(9,397)	42,473,473
Corporate securities	<u>11,782,260</u>	<u>550,016</u>	<u>-</u>	<u>12,332,276</u>
	<u>\$ 62,161,548</u>	<u>\$ 1,866,910</u>	<u>\$ (9,397)</u>	<u>\$ 64,019,061</u>

The amortized costs and fair values of investment securities at December 31, 2021, by contractual maturity, are shown below. Mortgage-backed securities are classified by their contractual maturity, however, expected maturities may differ from contractual maturities because issuers may have the right to call or prepay obligations with and without call or prepayment penalties.

	<u>Securities Available For Sale</u>	
	<u>Amortized Cost</u>	<u>Estimated Fair Value</u>
Due within one year	\$ 5,299,127	\$ 5,312,085
Due after one year but within five years	10,593,548	10,857,895
Due after five years but within ten years	22,355,628	22,460,937
Due after ten years	<u>57,227,426</u>	<u>56,663,181</u>
Total	<u>\$ 95,475,729</u>	<u>\$ 95,294,098</u>

## Citizens Bancshares Corporation and Subsidiary

### Notes to Consolidated Financial Statements

December 31, 2021 and 2020

#### Note 2. Investment Securities, Continued

There were no securities sold in 2021 or 2020. Investment securities with carrying values of approximately \$72.1 million and \$45.8 million at December 31, 2021 and 2020, respectively, were pledged to secure public funds on deposit and for other purposes as required by law, \$110,000 in advances through the FHLB and a \$27.7 million line of credit at the Federal Reserve Bank discount window.

The following tables show gross unrealized losses and fair value, aggregated by investment category and length of time that the individual securities have been in a continuous unrealized loss position, at December 31, 2021 and December 31, 2020.

	December 31, 2021					
	Less than twelve months		Twelve months or more		Total	
	Fair value	Unrealized losses	Fair value	Unrealized losses	Fair value	Unrealized losses
Municipal securities	\$ 6,962,170	\$ (88,627)	\$ -	\$ -	\$ 6,962,170	\$ (88,627)
Agency securities	2,891,433	(57,639)	-	-	2,891,433	(57,639)
Mortgage-backed securities	40,815,902	(697,936)	174,043	(3,426)	40,989,945	(701,362)
Corporate securities	3,333,524	(13,157)	-	-	3,333,524	(13,157)
	<u>\$ 54,003,029</u>	<u>\$ (857,359)</u>	<u>\$ 174,043</u>	<u>\$ (3,426)</u>	<u>\$ 54,177,072</u>	<u>\$ (860,785)</u>

	December 31, 2020					
	Less than twelve months		Twelve months or more		Total	
	Fair value	Unrealized losses	Fair value	Unrealized losses	Fair value	Unrealized losses
Mortgage-backed securities	\$ 686,879	\$ (3,067)	\$ 169,721	\$ (6,330)	\$ 856,600	\$ (9,397)
	<u>\$ 686,879</u>	<u>\$ (3,067)</u>	<u>\$ 169,721</u>	<u>\$ (6,330)</u>	<u>\$ 856,600</u>	<u>\$ (9,397)</u>

Securities classified as available for sale are recorded at fair market value. At December 31, 2021 and 2020, the Company had two and five securities, respectively that were in an unrealized loss position for more than twelve months. The Company does not intend to sell these securities and it is more likely than not that the Company will not be required to sell these securities before recovery of their amortized cost. The Company reviews these securities for other than temporary impairment on a quarterly basis by monitoring their credit support and coverage, constant payment of the contractual principal and interest, loan to value and delinquency ratios.

The Company uses prices from third party pricing services and, to a lesser extent, indicative (non-binding) quotes from third party brokers, to measure fair value of our investment securities. Fair values of the investment securities portfolio could decline in the future if the underlying performance of the collateral for collateralized mortgage obligations or other securities deteriorates and the levels do not provide sufficient protection for contractual principal and interest. As a result, there is risk that an other-than-temporary impairment may occur in the future.

## Citizens Bancshares Corporation and Subsidiary

### Notes to Consolidated Financial Statements

December 31, 2021 and 2020

#### Note 2. Investment Securities, Continued

The Company's investment portfolio consists principally of obligations of the United States, its agencies or its corporations and general obligation and revenue municipal securities. In the opinion of management, there is no concentration of credit risk in its investment portfolio. The Company places its deposits and correspondent accounts with and sells its federal funds to high quality institutions. Management believes credit risk associated with correspondent accounts is not significant.

#### Note 3. Loans Receivable and Allowance for Loan Losses

The major classification of loans receivable are summarized as follows at December 31, 2021 and 2020 (in thousands):

	<u>2021</u>	<u>2020</u>
Commercial, financial and agricultural	\$ 60,838	\$ 81,747
Commercial real estate	143,515	141,683
Single family residential	60,105	53,921
Construction and development	14,232	3,891
Consumer	<u>6,071</u>	<u>6,253</u>
	284,761	287,495
Allowance for loan losses	<u>3,011</u>	<u>3,161</u>
Total loans	<u>\$ 281,750</u>	<u>\$ 284,334</u>

Concentrations - The Company's concentrations of credit risk are as follows:

A substantial portion of the Company's loan portfolio is collateralized by real estate in the metropolitan Atlanta and Birmingham markets. Accordingly, the ultimate collectability of a substantial portion of the Company's loan portfolio is susceptible to changes in market conditions in the metropolitan Atlanta and Birmingham areas.

- The Company's loans to area churches were approximately \$37.3 million and \$51.5 million at December 31, 2021 and 2020, respectively, which are generally secured by real estate.
- The Company's loans to area hotels were approximately \$32.1 million and \$32.7 million at December 31, 2021 and 2020, respectively, which are generally secured by real estate.



## **Citizens Bancshares Corporation and Subsidiary**

### ***Notes to Consolidated Financial Statements***

***December 31, 2021 and 2020***

---

#### **Note 3. Loans Receivable and Allowance for Loan Losses, Continued**

On March 27, 2020, the Coronavirus Aid, Relief, and Economic Security Act (CARES Act) was signed into law, which established the Paycheck Protection Program (PPP). Under the program, the Small Business Administration (SBA) will forgive loans, in whole or in part, made by approved lenders to eligible borrowers for paycheck and other permitted purposes in accordance with the requirements of the program. These loans carry a fixed rate of 1.00% and a term of two or five years, if not forgiven, in whole or in part. The loans are 100% guaranteed by the SBA and as long as the borrower submits its loan forgiveness application within ten months of completion of the covered period, the borrower is not required to make any payments until the forgiveness amount is remitted to the lender by the SBA. The Bank received a processing fee ranging from 1% to 5% based on the size of the loan from the SBA. The fees are deferred and amortized over the life of the loans in accordance with ASC 310-20. The Bank received approximately \$1.2 million of processing fees and recognized approximately \$377,000 during the year ended December 31, 2020. The Bank provided \$30.2 million in funding to 327 customers through the PPP during 2020.

On December 27, 2020, the Economic Aid to Hard-Hit Small Businesses, Nonprofits, and Venues Act was enacted, extending the authority to make PPP loans through March 31, 2021, revising certain PPP requirements, and permitting second draw PPP loans. For the year ending December 31, 2021, the Bank provided \$35.3 million in funding to 720 customers through the PPP. The Bank received approximately \$2.3 million of processing fees for PPP loans originated in 2021. During the year ended December 31, 2021, the Bank recognized approximately \$1.9 million of processing for PPP loans originated in 2021 and 2020. PPP loans are 100% guaranteed by the SBA and did not undergo the Bank's typical underwriting process.

The SBA began accepting PPP forgiveness applications on August 10, 2020. Borrowers must submit the application within ten months of the completion of the covered period. Once the borrower has submitted the application, the Bank has 60 days to review, issue a lender decision, and submit to the SBA. Once the application is submitted, the SBA has 90 days to review and remit the appropriate forgiveness amount to the Bank plus any interest accrued through the date of payment. For the year ending December 31, 2021, the Bank processed 798 PPP forgiveness applications with a total loan balance of approximately \$41.1 million. For the year ending December 31, 2020, the Bank processed 34 PPP forgiveness applications with a total loan balance of approximately \$7.4 million. As of December 31, 2021, the Bank's PPP loans totaled approximately \$16.0 million to 218 customers. As of December 31, 2020, the Bank's PPP loans totaled approximately \$22.8 million to 293 customers. PPP loans are included within "Commercial, financial, and agricultural" loans.

Regulatory agencies, as set forth in the Interagency Statement on Loan Modifications and Reporting for Financial Institutions Working with Customers Affected by the Coronavirus (initially issued on March 22, 2020 and revised on April 7, 2020), have encouraged financial institutions to work prudently with borrowers who are or may be unable to meet their contractual payment obligations because of the effects of COVID-19. This guidance allows banks to elect not to categorize loan modifications as troubled debt restructurings (TDRs) if the modifications are related to COVID-19, executed on a loan that was not more than 30 days past due as of December 31, 2019, and executed between March 1, 2020 and the earlier of December 31, 2022 or 60 days after the date of termination of the National Emergency. All short-term loan modifications made on a good faith basis in response to COVID-19 to borrowers who were current prior to any relief are not considered TDRs.

# Citizens Bancshares Corporation and Subsidiary

## Notes to Consolidated Financial Statements

December 31, 2021 and 2020

### Note 3. Loans Receivable and Allowance for Loan Losses, Continued

Beginning in March 2020, the Bank provided payment accommodations to customers, consisting of real estate, food service, entertainment & recreation, and construction loans, to borrowers negatively impacted by COVID-19. The Bank processed principal deferments to 108 customers, with an aggregate loan balance of \$75.4 million, during the year ending December 31, 2020. Borrowers current prior to relief, who were not experiencing financial difficulty prior to COVID-19, were determined not to be considered TDRs. Additionally, of the 108 customers that received payment accommodations, only one customer was still in deferral as of December 31, 2020, with a loan balance of approximately \$168,000. During the year ended December 31, 2021, the Bank did not process any additional principal deferments as a result of borrowers negatively impacted by COVID-19. As of December 31, 2021, no customers were under modified payment agreements or under deferral.

The following is a summary of information pertaining to the Bank's allowance for loan losses at December 31, 2021 and 2020 (in thousands):

	For the year ended December 31, 2021					
	Commercial	Commercial Real Estate	Single-family Residential	Construction & Development	Consumer	Total
Beginning balance	\$ 1,085	\$ 1,392	\$ 284	\$ 53	\$ 347	\$ 3,161
Provision for loan losses	(191)	(196)	218	118	101	50
Loans charged off	(183)	(6)	(1)	-	(116)	(306)
Recoveries on loans charged off	44	1	-	-	61	106
Ending balance	<u>\$ 755</u>	<u>\$ 1,191</u>	<u>\$ 501</u>	<u>\$ 171</u>	<u>\$ 393</u>	<u>\$ 3,011</u>

	For the year ended December 31, 2020					
	Commercial	Commercial Real Estate	Single-family Residential	Construction & Development	Consumer	Total
Beginning balance	\$ 231	\$ 853	\$ 247	\$ 49	\$ 251	\$ 1,631
Provision for loan losses	870	548	29	4	259	1,710
Loans charged off	(20)	(9)	(5)	-	(238)	(272)
Recoveries on loans charged off	4	-	13	-	75	92
Ending balance	<u>\$ 1,085</u>	<u>\$ 1,392</u>	<u>\$ 284</u>	<u>\$ 53</u>	<u>\$ 347</u>	<u>\$ 3,161</u>

# Citizens Bancshares Corporation and Subsidiary

## Notes to Consolidated Financial Statements

December 31, 2021 and 2020

### Note 3. Loans Receivable and Allowance for Loan Losses, Continued

Portions of the allowance for loan losses may be allocated for specific loans or portfolio segments. However, the entire allowance for loan losses is available for any loan that, in the judgment of management, should be charged-off.

In determining our allowance for loan losses, we regularly review loans for specific reserves based on the appropriate impairment assessment methodology. Impaired loans are measured based on the present value of expected future cash flows, discounted at the loan's effective interest rate, at the loan's observable market price, or the fair value of the collateral if the loan is collateral dependent. At December 31, 2021 and 2020, substantially all of the total impaired loans were evaluated based on the present value of expected future cash flows. General reserves are determined using historical loss trends measured over a rolling four quarter average for consumer loans, and a three-year average loss factor for commercial loans which is applied to risk rated loans grouped by product code. For commercial loans, the general reserves are calculated by applying the appropriate historical loss factor to the loan pool. Impaired loans greater than a minimum threshold established by management are excluded from this analysis. The sum of all such amounts determines our total allowance for loan losses.

The allocation of the allowance for loan losses by portfolio segment was as follows (in thousands):

	For the year ended December 31, 2021					
	Commercial	Commercial Real Estate	Single-family Residential	Construction & Development	Consumer	Total
<b>Allowance for loan losses</b>						
Specific reserves						
Impaired loans	\$ 123	\$ 11	\$ -	\$ -	\$ -	\$ 134
Total specific reserves	123	11	-	-	-	134
General reserves	632	1,180	501	171	393	2,877
Total	<u>\$ 755</u>	<u>\$ 1,191</u>	<u>\$ 501</u>	<u>\$ 171</u>	<u>\$ 393</u>	<u>\$ 3,011</u>
<b>Loans outstanding</b>						
Loans individually evaluated for impairment	\$ 2,412	\$ 1,711	\$ 201	\$ 103	\$ -	\$ 4,427
Loans collectively evaluated for impairment	58,426	141,804	59,904	14,129	6,071	280,334
Total	<u>\$ 60,838</u>	<u>\$ 143,515</u>	<u>\$ 60,105</u>	<u>\$ 14,232</u>	<u>\$ 6,071</u>	<u>\$ 284,761</u>
	For the year ended December 31, 2020					
	Commercial	Commercial Real Estate	Single-family Residential	Construction & Development	Consumer	Total
<b>Allowance for loan losses</b>						
Specific reserves						
Impaired loans	\$ 293	\$ 137	\$ -	\$ -	\$ -	\$ 430
Total specific reserves	293	137	-	-	-	430
General reserves	792	1,255	284	53	347	2,731
Total	<u>\$ 1,085</u>	<u>\$ 1,392</u>	<u>\$ 284</u>	<u>\$ 53</u>	<u>\$ 347</u>	<u>\$ 3,161</u>
<b>Loans outstanding</b>						
Loans individually evaluated for impairment	\$ 2,447	\$ 3,084	\$ 310	\$ 105	\$ -	\$ 5,946
Loans collectively evaluated for impairment	79,300	138,599	53,611	3,786	6,253	281,549
Total	<u>\$ 81,747</u>	<u>\$ 141,683</u>	<u>\$ 53,921</u>	<u>\$ 3,891</u>	<u>\$ 6,253</u>	<u>\$ 287,495</u>

# Citizens Bancshares Corporation and Subsidiary

## Notes to Consolidated Financial Statements

December 31, 2021 and 2020

### Note 3. Loans Receivable and Allowance for Loan Losses, Continued

The following is an aging analysis of the Bank's loan portfolio at December 31, 2021 and 2020 (in thousands):

December 31, 2021									
	30-59 Days Past Due	60-89 Days Past Due	Over 90 Days Past Due	Total Past Due	Current	Total Loans Receivable	Recorded Investment >90 Days and Accruing	Nonaccrual	
Residential									
First mortgages	\$ 805	\$ 195	\$ 854	\$ 1,854	\$ 42,171	\$ 44,025	\$ -	\$ 1,009	
HELOC's and equity	802	17	44	863	15,217	16,080	-	68	
Commercial									
Secured	162	24	50	236	56,354	56,590	-	105	
Unsecured	-	-	-	-	4,248	4,248	-	-	
Commercial real estate									
Owner occupied	64	-	190	254	63,783	64,037	-	190	
Non-owner occupied	890	257	-	1,147	69,945	71,092	-	-	
Multifamily	-	-	-	-	8,386	8,386	-	-	
Construction and development									
Construction	303	-	-	303	11,904	12,207	-	-	
Improved land	-	-	-	-	2,025	2,025	-	-	
Consumer and other	8	6	93	107	5,964	6,071	-	93	
	<u>\$ 3,034</u>	<u>\$ 499</u>	<u>\$ 1,231</u>	<u>\$ 4,764</u>	<u>\$ 279,997</u>	<u>\$ 284,761</u>	<u>\$ -</u>	<u>\$ 1,465</u>	

December 31, 2020									
	30-59 Days Past Due	60-89 Days Past Due	Over 90 Days Past Due	Total Past Due	Current	Total Loans Receivable	Recorded Investment >90 Days and Accruing	Nonaccrual	
Residential									
First mortgages	\$ 782	\$ 470	\$ 1,523	\$ 2,775	\$ 33,683	\$ 36,458	\$ -	\$ 1,609	
HELOC's and equity	-	-	83	83	17,380	17,463	-	110	
Commercial									
Secured	1	-	173	174	77,371	77,545	-	221	
Unsecured	-	-	-	-	4,202	4,202	-	-	
Commercial real estate									
Owner occupied	536	29	529	1,094	69,864	70,958	-	1,478	
Non-owner occupied	271	-	-	271	62,211	62,482	-	271	
Multifamily	-	-	-	-	8,243	8,243	-	-	
Construction and development									
Construction	-	-	-	-	2,645	2,645	-	-	
Improved land	-	-	-	-	1,246	1,246	-	-	
Consumer and other	2	9	7	18	6,235	6,253	-	61	
	<u>\$ 1,592</u>	<u>\$ 508</u>	<u>\$ 2,315</u>	<u>\$ 4,415</u>	<u>\$ 283,080</u>	<u>\$ 287,495</u>	<u>\$ -</u>	<u>\$ 3,750</u>	

## Citizens Bancshares Corporation and Subsidiary

### Notes to Consolidated Financial Statements

December 31, 2021 and 2020

---

#### Note 3. Loans Receivable and Allowance for Loan Losses, Continued

Each of our portfolio segments and the classes within those segments are subject to risks that could have an adverse impact on the credit quality of our loan portfolio. Management has identified the most significant risks as described below which are generally similar among our segments and classes. While the list is not exhaustive, it provides a description of the risks that management has determined are the most significant.

**Commercial, financial and agricultural loans** - We centrally underwrite each of our commercial loans based primarily upon the customer's ability to generate the required cash flow to service the debt in accordance with the contractual terms and conditions of the loan agreement. We endeavor to gain a complete understanding of our borrower's businesses including the experience and background of the principals. To the extent that the loan is secured by collateral, which is a predominant feature of the majority of our commercial loans, we gain an understanding of the likely value of the collateral and what level of strength the collateral brings to the loan transaction. To the extent that the principals or other parties provide personal guarantees, we analyze the relative financial strength and liquidity of each guarantor. Common risks to each class of commercial loans include risks that are not specific to individual transactions such as general economic conditions within our markets, as well as risks that are specific to each transaction including demand for products and services, personal events such as disability or change in marital status, and reductions in the value of our collateral. Due to the concentration of loans in the metro Atlanta and Birmingham areas, we are susceptible to changes in market and economic conditions of these areas.

**Consumer** - The installment loan portfolio includes loans secured by personal property such as automobiles, marketable securities, other titled recreational vehicles and motorcycles, as well as unsecured consumer debt. The value of underlying collateral within this class is especially volatile due to potential rapid depreciation in values since date of loan origination in excess of principal repayment.

**Commercial real estate** - Real estate commercial loans consist of loans secured by multifamily housing, commercial non-owner and owner occupied and other commercial real estate loans. The primary risk associated with multifamily loans is the ability of the income-producing property that collateralizes the loan to produce adequate cash flow to service the debt. High unemployment or generally weak economic conditions may result in our customer having to provide rental rate concessions to achieve adequate occupancy rates. Commercial owner-occupied and other commercial real estate loans are primarily dependent on the ability of our customers to achieve business results consistent with those projected at loan origination resulting in cash flow sufficient to service the debt. To the extent that a customer's business results are significantly unfavorable versus the original projections, the ability for our loan to be serviced on a basis consistent with the contractual terms may be at risk. These loans are primarily secured by real property and can include other collateral such as personal guarantees, personal property, or business assets such as inventory or accounts receivable. As such, it is possible that the liquidation of the collateral will not fully satisfy the obligation. Also, due to the concentration of loans in the metro Atlanta and Birmingham areas, we are susceptible to changes in market and economic conditions of these areas.

**Single family residential** - Real estate residential loans are to individuals and are secured by 1-4 family residential property. Significant and rapid declines in real estate values can result in residential mortgage loan borrowers having debt levels in excess of the current market value of the collateral. Such a decline in values led to unprecedented levels of foreclosures and losses during 2008-2012 within the banking industry.

## Citizens Bancshares Corporation and Subsidiary

### Notes to Consolidated Financial Statements

December 31, 2021 and 2020

---

#### Note 3. Loans Receivable and Allowance for Loan Losses, Continued

**Construction and development** - Real estate construction loans are highly dependent on the supply and demand for residential and commercial real estate in the markets we serve as well as the demand for newly constructed commercial space and residential homes and lots that our customers are developing. Continuing deterioration in demand could result in significant decreases in the underlying collateral values and make repayment of the outstanding loans more difficult for our customers. Real estate construction loans can experience delays in completion and cost overruns that exceed the borrower's financial ability to complete the project. Such cost overruns can routinely result in foreclosure of partially completed and unmarketable collateral.

**Risk categories** - The Company categorizes loans into risk categories based on relevant information about the ability of borrowers to service their debt such as: current financial information, historical payment experience, credit documentation, public information, and current economic trends, among other factors. The Company analyzes loans individually by classifying the loans as to credit risk. Loans classified as substandard or special mention are reviewed quarterly by the Company for further deterioration or improvement to determine if appropriately classified and impairment, if any. All other loan relationships greater than \$750,000 are reviewed at least annually to determine the appropriate loan grading. In addition, during the renewal process of any loan, as well as if a loan becomes past due, the Company will evaluate the loan grade.

Loans excluded from the scope of the annual review process above are generally classified as pass credits until: (a) they become past due; (b) management becomes aware of deterioration in the credit worthiness of the borrower; or (c) the customer contacts the Company for a modification. In these circumstances, the loan is specifically evaluated for potential classification as to special mention, substandard or even charged off. The Company uses the following definitions for risk ratings:

**Special Mention** - Loans classified as special mention have a potential weakness that deserves management's close attention. If left uncorrected, these potential weaknesses may result in deterioration of the repayment prospects for the loan or of the institution's credit position at some future date.

**Substandard** - Loans classified as substandard are inadequately protected by the current net worth and payment capacity of the obligor or of the collateral pledged, if any. Loans so classified have a well-defined weakness or weaknesses that jeopardize the liquidation of the debt. They are characterized by the distinct possibility that the institution will sustain some loss if the deficiencies are not corrected.

**Doubtful** - Loans classified as doubtful have all the weaknesses inherent in those classified as substandard, with the added characteristic that the weaknesses make collection or liquidation in full, on the basis of currently existing facts, conditions, and values, highly questionable and improbable.

## Citizens Bancshares Corporation and Subsidiary

### Notes to Consolidated Financial Statements

December 31, 2021 and 2020

#### Note 3. Loans Receivable and Allowance for Loan Losses, Continued

The following is an analysis of the Bank's loan portfolio by risk rating at December 31, 2021 and 2020 (in thousands):

	December 31, 2021				
	Total	Pass Credits	Special Mention	Substandard	Doubtful
Single family residential					
First mortgages	\$ 44,025	\$ 42,976	\$ -	\$ 1,049	\$ -
HELOC's and equity	16,080	15,805	-	275	-
Commercial, financial, and agricultural					
Secured	56,590	54,073	-	2,517	-
Unsecured	4,248	4,248	-	-	-
Commercial real estate					
Owner occupied	64,037	63,250	-	787	-
Non-owner occupied	71,092	71,026	23	43	-
Multifamily	8,386	5,691	2,695	-	-
Construction and development					
Construction	12,207	12,104	-	103	-
Improved land	2,025	2,025	-	-	-
Consumer	6,071	5,978	-	93	-
Total	<u>\$ 284,761</u>	<u>\$ 277,176</u>	<u>\$ 2,718</u>	<u>\$ 4,867</u>	<u>\$ -</u>

	December 31, 2020				
	Total	Pass Credits	Special Mention	Substandard	Doubtful
Single family residential					
First mortgages	\$ 36,458	\$ 34,739	\$ -	\$ 1,719	\$ -
HELOC's and equity	17,463	17,436	-	27	-
Commercial, financial, and agricultural					
Secured	77,545	73,983	242	3,320	-
Unsecured	4,202	4,202	-	-	-
Commercial real estate					
Owner occupied	70,958	67,022	2,664	1,272	-
Non-owner occupied	62,482	62,389	29	64	-
Multifamily	8,243	8,243	-	-	-
Construction and development					
Construction	2,645	2,540	-	105	-
Improved land	1,246	1,246	-	-	-
Consumer	6,253	6,192	-	61	-
Total	<u>\$ 287,495</u>	<u>\$ 277,992</u>	<u>\$ 2,935</u>	<u>\$ 6,568</u>	<u>\$ -</u>

# Citizens Bancshares Corporation and Subsidiary

## Notes to Consolidated Financial Statements

December 31, 2021 and 2020

### Note 3. Loans Receivable and Allowance for Loan Losses, Continued

The following is an analysis of the Bank's impaired loans that were evaluated for specific loss allowance at December 31, 2021 and 2020 (in thousands):

	December 31, 2021						
	Impaired Loans with Allowance			Impaired Loans with No Allowance			
	Unpaid Principal	Recorded Investment	Allowance for Loan Losses Allocated	Unpaid Principal	Recorded Investment	Average Recorded Investment	Interest Income Recognized
Residential							
First mortgages	\$ -	\$ -	\$ -	\$ -	\$ -	\$ -	\$ -
HELOC's and equity	-	-	-	258	201	211	15
Commercial							
Secured	2,412	2,412	123	-	-	2,430	48
Unsecured	-	-	-	-	-	-	-
Commercial real estate							
Owner occupied	966	1,711	11	-	-	1,748	93
Non-owner occupied	-	-	-	-	-	35	4
Multifamily	-	-	-	-	-	-	-
Construction and development							
Construction	-	-	-	137	103	104	9
Improved land	-	-	-	-	-	-	-
Unimproved land	-	-	-	-	-	-	-
Consumer and other	-	-	-	-	-	-	-
Total	<u>\$ 4,123</u>	<u>\$ 4,123</u>	<u>\$ 134</u>	<u>\$ 395</u>	<u>\$ 304</u>	<u>\$ 4,528</u>	<u>\$ 169</u>

	December 31, 2020						
	Impaired Loans with Allowance			Impaired Loans with No Allowance			
	Unpaid Principal	Recorded Investment	Allowance for Loan Losses Allocated	Unpaid Principal	Recorded Investment	Average Recorded Investment	Interest Income Recognized
Residential							
First mortgages	\$ -	\$ -	\$ -	\$ 364	\$ 310	\$ 335	\$ 60
HELOC's and equity	-	-	-	-	-	-	-
Commercial							
Secured	2,447	2,447	293	-	-	2,455	-
Unsecured	-	-	-	-	-	-	-
Commercial real estate							
Owner occupied	1,029	884	137	2,408	2,200	2,950	126
Non-owner occupied	-	-	-	-	-	-	-
Multifamily	-	-	-	-	-	-	-
Construction and development							
Construction	-	-	-	140	105	105	7
Improved land	-	-	-	-	-	-	-
Unimproved land	-	-	-	-	-	-	-
Consumer and other	-	-	-	-	-	-	-
Total	<u>\$ 3,476</u>	<u>\$ 3,331</u>	<u>\$ 430</u>	<u>\$ 2,912</u>	<u>\$ 2,615</u>	<u>\$ 5,845</u>	<u>\$ 193</u>



## Citizens Bancshares Corporation and Subsidiary

### Notes to Consolidated Financial Statements

December 31, 2021 and 2020

#### Note 3. Loans Receivable and Allowance for Loan Losses, Continued

##### Troubled debt restructurings:

The Bank identified TDRs as certain loans for which the allowance for loan losses had previously been measured under a general allowance methodology. Upon identifying those loans as TDRs, and assuming that the credit is greater than \$50,000 (in accordance with Bank policy), the Bank identified them as impaired under the guidance in ASC 310-10-35.

There was one loan modified during the year ended December 31, 2021 which was identified as a TDR due to modifications of loan terms. During the year ended December 31, 2020, there were no new loans identified as TDRs. During the years ended December 31, 2021 and 2020 no loans previously identified as TDRs went into default (as defined by non-accrual classification).

The following table summarizes the carrying balance of TDRs as of December 31, 2021 and 2020 (in thousands):

	<u>2021</u>	<u>2020</u>
Performing TDRs	\$ 2,198	\$ 2,622
Nonperforming TDRs	<u>278</u>	<u>367</u>
Total TDRs	<u>\$ 2,476</u>	<u>\$ 2,989</u>

In the determination of the allowance for loan losses, management considers troubled debt restructurings and subsequent defaults in these restructurings by performing the usual process for all loans in determining the allowance for loan loss. The Company considers a default as failure to comply with the restructured loan agreement. This would include the restructured loan being past due greater than 90 days, failure to comply with financial covenants, or failure to maintain current insurance coverage or real estate taxes after the loan restructured date.

#### Note 4. Premises and Equipment

Premises and equipment consisted of the following at December 31, 2021 and 2020:

	<u>2021</u>	<u>2020</u>
Land	\$ 2,212,250	\$ 2,212,250
Buildings and improvements	8,360,407	8,471,938
Furniture and equipment	<u>11,160,493</u>	<u>11,315,537</u>
Total	21,733,150	21,999,725
Less accumulated depreciation	<u>(14,982,711)</u>	<u>(14,845,262)</u>
Premises and equipment, net	<u>\$ 6,750,439</u>	<u>\$ 7,154,463</u>

Depreciation expense for the years ended December 31, 2021 and 2020 was approximately \$621,000 and \$606,000, respectively. There were no sales of premises and equipment for the year ended December 31, 2021. Proceeds from the sale of premises and equipment resulting from two branch locations being sold were approximately \$657,000 for the year ended December 31, 2020, with a resulting gain recognized of approximately \$183,000.

## Citizens Bancshares Corporation and Subsidiary

### Notes to Consolidated Financial Statements

December 31, 2021 and 2020

#### Note 5. Deposits

The following is a summary of interest-bearing deposits at December 31, 2021 and 2020:

	<u>2021</u>	<u>2020</u>
NOW and money market accounts	\$ 179,200,380	\$ 148,365,343
Savings accounts	66,125,182	58,357,508
Time deposits of \$250,000 or more	59,014,416	55,731,614
Other time deposits	<u>49,829,352</u>	<u>52,643,667</u>
	<u>\$ 354,169,330</u>	<u>\$ 315,098,132</u>

The Company participates in the Certificate of Deposit Account Registry Services (CDARS), a program that allows its customers the ability to benefit from the FDIC insurance coverage on their time deposits over the \$250,000 limit. The Company had approximately \$20,624,000 and \$23,676,000 in CDARS deposits at December 31, 2021 and 2020, respectively.

At December 31, 2021, the scheduled maturities of time deposits were as follows:

2022	\$ 97,111,176
2023	5,551,470
2024	1,818,095
2025	2,265,608
2026 and thereafter	<u>2,097,419</u>
	<u>\$ 108,843,768</u>

#### Note 6. Other Borrowings

##### Note payable:

The Company had \$1,150,000 outstanding under an unsecured \$2,000,000 revolving line of credit as of December 31, 2020. The line of credit was paid off on March 29, 2021.

##### Federal Home Loan Bank advances:

In August 2006, the Company received an Affordable Housing Program Award (AHP) in the amount of \$400,000. The AHP is a principal reducing credit with an interest rate of 0% at December 31, 2021 and 2020 and had a remaining balance of approximately \$110,000 and \$132,000, respectively. These advances are collateralized by FHLB stock, a blanket lien on the Bank's 1-4 family mortgages, and certain commercial real estate loans and investment securities. As of December 31, 2021 and 2020, total loans pledged to FHLB as collateral were approximately \$79,234,000 and \$37,500,000, respectively.

## Citizens Bancshares Corporation and Subsidiary

### Notes to Consolidated Financial Statements

December 31, 2021 and 2020

#### Note 6. Other Borrowings, Continued

##### Federal Home Loan Bank advances, continued:

As of December 31, 2021 and 2020, maturities of the Company's Federal Home Loan Bank Advances are as follows:

<u>Maturity</u>	<u>Rate</u>	<u>2021</u>	<u>2020</u>
August 2026 <sup>(1)</sup>	0.00%	\$ 109,945	\$ 131,791
		<u>\$ 109,945</u>	<u>\$ 131,791</u>

<sup>(1)</sup> This advance represents an AHP award used to subsidize loans for homeownership or rental initiatives. The AHP is a principal reducing credit, scheduled to mature on August 17, 2026 with an interest rate of zero.

At December 31, 2021, the Company has a \$163.9 million line of credit facility at the FHLB of which \$36.1 million was used for an advance of \$110,000 and a letter of credit to secure public deposits in the amount of \$36.0 million. The Company also had \$27.7 million of borrowing capacity at the Federal Reserve Bank discount window. This borrowing capacity is collateralized by commercial real estate, construction, and consumer loans. As of December 31, 2021 and 2020 total pledged loans to the Federal Reserve Bank were approximately \$39,750,000 and \$40,029,000, respectively. Additionally, the Company has an unsecured \$6.0 million fed funds line of credit.

#### Note 7. Income Taxes

Income tax expense is summarized as follows for the years ended December 31:

	<u>2021</u>	<u>2020</u>
Current tax expense	\$ 706,088	\$ 2,049,449
Deferred tax benefit (expense)	<u>449,036</u>	<u>(475,327)</u>
Total income tax expense	<u>\$ 1,155,124</u>	<u>\$ 1,574,122</u>

A reconciliation between the income tax expense and the amount computed by applying the Federal statutory rate of 21% for the years ended December 31, 2021 and 2020 to income before income taxes follows:

	<u>2021</u>	<u>2020</u>
Tax expense at statutory rate	\$ 1,095,302	\$ 1,426,491
State income taxes, net of federal benefit	155,222	222,695
Tax exempt interest income, net of disallowed interest expense	(67,375)	(73,988)
Cash surrender value of life insurance income	(58,411)	(57,708)
Impact of tax rate change on deferred taxes	3,925	(12,090)
Other	<u>26,461</u>	<u>68,722</u>
Total	<u>\$ 1,155,124</u>	<u>\$ 1,574,122</u>

## Citizens Bancshares Corporation and Subsidiary

### Notes to Consolidated Financial Statements

December 31, 2021 and 2020

#### Note 7. Income Taxes, Continued

The components of the net deferred tax asset are as follows as of December 31, 2021 and 2020:

	<u>2021</u>	<u>2020</u>
Deferred tax assets		
Net unrealized loss on securities available for sale	\$ 86,348	\$ -
Allowance for loan losses	695,463	811,086
Nonaccrual loan interest	7,270	11,655
Deferred compensation	1,120,181	1,029,988
Other real estate owned	-	49,780
Deferred revenue	167,938	146,350
Leases	92,967	101,644
Other	-	<u>205,351</u>
Gross deferred tax assets	<u>2,170,167</u>	<u>2,355,854</u>
Deferred tax liabilities		
Net unrealized gain on securities available for sale	-	362,263
Deferred loan costs	154,827	181,066
Premises and equipment	166,702	40,095
Other	<u>105,290</u>	<u>28,657</u>
Gross deferred tax liabilities	<u>426,819</u>	<u>612,081</u>
Net deferred tax asset	<u>\$ 1,743,348</u>	<u>\$ 1,743,773</u>

Management currently considers it more likely than not that all related deferred tax assets will be realized; thus, no valuation allowance has been provided.

Tax returns for 2018 and subsequent years are subject to examination by taxing authorities.

The Company believes that its income tax filing positions taken or expected to be taken in its tax returns will more likely than not be sustained upon audit by the taxing authorities and does not anticipate any adjustments that will result in a material adverse impact on the Company's financial condition, results of operations, or cash flow. Therefore, no reserves for uncertain income tax positions have been recorded.

## Citizens Bancshares Corporation and Subsidiary

### Notes to Consolidated Financial Statements

December 31, 2021 and 2020

---

#### Note 8. Employee Benefits

##### Defined contribution plan:

The Company sponsors a defined contribution 401(k) plan covering substantially all full-time employees. Employee contributions are voluntary. The Company matches 50% of the employee contributions up to a maximum of 6% of compensation. During each of the years ended December 31, 2021 and 2020, the Company recognized approximately \$184,000 and \$173,000 in expenses related to this plan, respectively. The Bank previously had Post Retirement Benefit Plans that provided retirement benefits to certain officers, board members, certain former officers, and former board members. The Bank also has a Life Insurance Endorsement Method Split Dollar Plan ("Split Dollar Life Insurance Plan") for the same participants which provided death benefits for their designated beneficiaries through an endorsement of a portion of the death benefit otherwise payable to the Bank. Under the Post Retirement Benefit and Split Dollar Life Insurance Plans ("the Plans"), the Board purchased life insurance contracts on certain participants. During 2008, the Bank discontinued participation in The Plans and converted certain key officers and active board members into a defined Supplemental Retirement Benefit Plans (SERP) and certain key officers into a Life Insurance Bonus Plan ("the Bonus Plan"). Upon completion of the conversion, most key officers and active Board members participating in the Split Dollar Life Insurance Plan surrendered their interest in the death benefit portion of the plan.

For the SERP and the Post Retirement Benefit Plans, the Company recognized approximately \$422,000 and \$421,000 in 2021 and 2020, respectively, in noninterest expenses. The Company recognized approximately \$278,000 and \$275,000 in 2021 and 2020, respectively, in noninterest income related to the insurance contracts. For the Bonus Plan, the Company incurred expenses of approximately \$53,000 and \$91,000 in 2021 and in 2020, respectively, in salaries and employee benefits expense.

The increase in cash surrender value for the contracts on those participants remaining in the Post Retirement Benefit Plan, less the Bank's premiums, constitutes the Bank's contribution to the Post Retirement Benefit Plans each year. In the event the insurance contracts fail to produce positive returns, the Bank has no obligation to contribute to the Post Retirement Benefit Plan. At December 31, 2021 and 2020, the cash surrender value of these insurance contracts was approximately \$11.3 million and \$11.1 million, respectively.

#### Note 9. Commitments and Contingencies

##### Credit commitments and commercial letters:

The Company, in the normal course of business, is a party to financial instruments with off-balance sheet risk used to meet the financing needs of its customers. These financial instruments include commitments to extend credit and commercial letters of credit.

Commitments to extend credit are agreements to lend to a customer as long as there is no violation of any condition established in the contract. Commitments generally have fixed expiration dates or other termination clauses and may require payment of a fee. Since many of the commitments are expected to expire without being drawn upon, the total commitment amounts do not necessarily represent future cash requirements. Collateral held varies but may include accounts receivable, inventory, property, plant and equipment, and residential and commercial real estate. Commercial letters of credit are commitments issued by the Company to guarantee funding to a third party on behalf of a customer. These instruments involve, to varying degrees, elements of credit and interest rate risk in excess of the amount recognized in the Consolidated Balance Sheets. The contract amounts of those instruments reflect the extent of involvement the Company has in particular classes of financial instruments.

## Citizens Bancshares Corporation and Subsidiary

### Notes to Consolidated Financial Statements

December 31, 2021 and 2020

#### Note 9. Commitments and Contingencies, Continued

##### Credit commitments and commercial letters, continued:

The Company's exposure to credit loss in the event of nonperformance by the other party of the financial instrument for commitments to extend credit and commercial letters of credit is represented by the contractual amount of those instruments. The Company uses the same credit policies in making commitments and conditional obligations related to off-balance sheet financial instruments as it does for the financial instruments recorded in the Consolidated Balance Sheets.

	<u>2021</u>	<u>2020</u>
Financial instruments whose contract amounts represent credit risk:		
Commitments to extend credit	\$ 40,745,000	\$ 22,690,000
Commercial letters of credit	2,868,000	94,000

##### Leases:

As of December 31, 2021, the Company had an operating right-of-use (ROU) asset of \$1.7 million and an operating lease liability of \$2.1 million. The lease for the Company's headquarters commenced on November 1, 2015 with a term of 12 years and 2 months. The lease required monthly payments starting at \$26,291 for the first year, increasing 3% per year thereafter. The Company received a twenty-month rent abatement as of the lease commencement. The amount of the liability was determined by calculating the present value of the annual cash lease payments using a discount rate of 4.25%. As of December 31, 2021, future minimum lease payments under all noncancelable lease agreements inclusive of sales tax and maintenance costs for the next five years and thereafter are as follows:

2022	\$ 376,325
2023	385,679
2024	395,337
2025	405,190
2026 and thereafter	<u>804,830</u>
Total undisclosed lease payments	2,367,361
Less: effect of discounting	<u>283,748</u>
Present value of estimated lease payments	<u>\$ 2,083,613</u>

Rent expense in 2021 and 2020 was approximately \$344,000 and \$340,000, respectively, and was recorded in occupancy and equipment expense within the Consolidated Statements of Income.

##### Legal:

The Company has been named as a defendant in legal actions arising from their normal business activities in which damages in various amounts are claimed. Although the amount of any ultimate liability with respect to such matters cannot be determined, in the opinion of management, any such liability will not have a material effect on Company's consolidated financial statements.

## Citizens Bancshares Corporation and Subsidiary

### Notes to Consolidated Financial Statements

December 31, 2021 and 2020

#### Note 10. Net Income Per Common and Common Equivalent Share

Basic and diluted net income per common and potential common share has been calculated based on the weighted average number of shares outstanding. Nonvested restricted shares with only a vesting period as service requirement are considered to be dilutive for purposes of calculating diluted earnings per share below. The following schedule reconciles the numerators and denominator of the basic and diluted net income per common and potential common share for the years ended December 31, 2021 and 2020.

	<u>Year ended December 31, 2021</u>		
	<u>Net Income (1)</u>	<u>Shares</u>	<u>Per Share</u>
	<u>(Numerator)</u>	<u>(Denominator)</u>	<u>Amount</u>
Basic earnings per share available to common stockholders	\$ 3,923,406	1,994,141	\$ 1.97
Effect of dilutive securities			
nonvested restricted common shares	<u>-</u>	<u>27,100</u>	<u>0.03</u>
Diluted earnings per share	<u>\$ 3,923,406</u>	<u>2,021,241</u>	<u>\$ 1.94</u>

	<u>Year ended December 31, 2020</u>		
	<u>Net Income</u>	<u>Shares</u>	<u>Per Share</u>
	<u>(Numerator)</u>	<u>(Denominator)</u>	<u>Amount</u>
Basic earnings per share available to common stockholders	\$ 5,218,693	1,998,516	\$ 2.61
Effect of dilutive securities			
nonvested restricted common shares	<u>-</u>	<u>51,000</u>	<u>0.06</u>
Diluted earnings per share	<u>\$ 5,218,693</u>	<u>2,049,516</u>	<u>\$ 2.55</u>

(1) Net income available to common stockholders was calculated as net income of \$4,060,601 less preferred dividends declared and paid of \$137,195

#### Note 11. Fair Value Measurements

Generally Accepted Accounting Principles (GAAP) provide a framework for measuring and disclosing fair value which requires disclosures about the fair value of assets and liabilities recognized in the balance sheet, whether the measurements are made on a recurring basis (for example, available for sale investment securities) or on a nonrecurring basis (for example, impaired loans).

Fair value is defined as the exchange in price that would be received for an asset or paid to transfer a liability (an exit price) in the principal or most advantageous market for the asset or liability in an orderly transaction between market participants on the measurement date. GAAP also establishes a fair value hierarchy, which requires an entity to maximize the use of observable inputs and minimize the use of unobservable inputs when measuring fair value.

The Company utilizes fair value measurements to record fair value adjustments to certain assets and to determine fair value disclosures. Securities available for sale are recorded at fair value on a recurring basis. Additionally, from time to time, the Company may be required to record at fair value other assets on a nonrecurring basis, such as loans held for sale, loans held for investment and certain other assets. These nonrecurring fair value adjustments typically involve application of lower of cost or market accounting or write-downs of individual assets.

# Citizens Bancshares Corporation and Subsidiary

## Notes to Consolidated Financial Statements

December 31, 2021 and 2020

---

### Note 11. Fair Value Measurements, Continued

#### Fair value hierarchy:

The Company groups assets and liabilities at fair value in three levels, based on the markets in which the assets and liabilities are traded and the reliability of the assumptions used to determine the fair value. These levels are:

- Level 1: Valuation is based upon quoted prices for identical instruments traded in active markets.
- Level 2: Valuation is based upon quoted prices for similar instruments in active markets, quoted prices for identical or similar instruments in markets that are not active, and model-based valuation techniques for which all significant assumptions are observable in the market.
- Level 3: Valuation is generated from model-based techniques that use at least one significant assumption not observable in the market. These unobservable assumptions reflect estimates of assumptions that market participants would use in pricing the asset or liability. Valuation techniques include the use of option pricing models, discounted cash flow models and similar techniques.

Following is a description of valuation methodologies used for assets and liabilities recorded at fair value.

*Investment securities available for sale:* Investment securities available for sale are recorded at fair value on a recurring basis. Fair value measurement is based upon quoted prices, if available. If quoted prices are not available, fair values are measured using independent pricing models or other model-based valuation techniques such as the present value of future cash flows, adjusted for the security's credit rating, prepayment assumptions and other factors such as credit loss assumptions. Level 1 securities include those traded on an active exchange such as the New York Stock Exchange, Treasury securities that are traded by dealers or brokers in active over-the-counter markets and money market funds. Level 2 securities include mortgage-backed securities issued by government sponsored entities, municipal bonds and corporate debt securities. Securities classified as Level 3 include asset-backed securities in less liquid markets.

*Impaired loans:* The Company does not record loans at fair value on a recurring basis, however, from time to time, a loan is considered impaired and an allowance for loan loss is established. Loans for which it is probable that payment of interest and principal will not be made in accordance with the contractual terms of the loan are considered impaired. Once a loan is identified as individually impaired, management measures impairment. The fair value of impaired loans is estimated using one of several methods, including the collateral value, market value of similar debt, enterprise value, liquidation value and discounted cash flows. Those impaired loans not requiring a specific allowance represent loans for which the fair value of expected repayments or collateral exceed the recorded investment in such loans. Impaired loans for which an allowance is established based on the fair value of collateral require classification in the fair value hierarchy. When the fair value of the collateral is based on an observable market price or a current appraised value, the Bank records the loan as nonrecurring Level 2. When an appraised value is not available or management determines the fair value of the collateral is further impaired below the appraised value and there is no observable market price, the Company records the loan as nonrecurring Level 3.



# Citizens Bancshares Corporation and Subsidiary

## Notes to Consolidated Financial Statements

December 31, 2021 and 2020

### Note 11. Fair Value Measurements, Continued

*Other real estate owned:* Foreclosed assets are adjusted to fair value upon transfer of the loans to other real estate owned. Real estate acquired in settlement of loans is recorded initially at estimated fair value of the property less estimated selling costs at the date of foreclosure. The initial recorded value may be subsequently reduced by additional allowances, which are charges to earnings if the estimated fair value of the property less estimated selling costs declines below the initial recorded value. Fair value is based upon independent market prices, appraised values of the collateral or management's estimation of the value of the collateral. When the fair value of the collateral is based on an observable market price or a current appraised value, the Bank records the foreclosed asset as nonrecurring Level 2. When an appraised value is not available or management determines the fair value of the collateral is further impaired below the appraised value and there is no observable market price, the Company records the foreclosed asset as nonrecurring Level 3.

The table below presents the balances of assets and liabilities measured at fair value on a recurring basis by level within the hierarchy (in thousands):

	December 31, 2021			
	Total	Level 1	Level 2	Level 3
<b>Recurring basis</b>				
Securities available for sale				
Municipal securities	\$ 13,629	\$ -	\$ 13,629	\$ -
Agency securities	7,907	-	7,907	-
Mortgage-backed securities	63,549	-	63,549	-
Corporate securities	10,209	-	10,209	-
Total	<u>\$ 95,294</u>	<u>\$ -</u>	<u>\$ 95,294</u>	<u>\$ -</u>
<b>Nonrecurring basis</b>				
Impaired loans				
Commercial real estate	\$ 1,700	\$ -	\$ 1,700	\$ -
Commercial	2,289	-	2,289	-
Single family residential	201	-	201	-
Construction	103	-	103	-
Total	<u>\$ 4,293</u>	<u>\$ -</u>	<u>\$ 4,293</u>	<u>\$ -</u>

## Citizens Bancshares Corporation and Subsidiary

### Notes to Consolidated Financial Statements

December 31, 2021 and 2020

#### Note 11. Fair Value Measurements, Continued

	December 31, 2020			
	Total	Level 1	Level 2	Level 3
<b>Recurring basis</b>				
Securities available for sale				
Municipal securities	\$ 9,213	\$ -	\$ 9,213	\$ -
Mortgage-backed securities	42,474	-	42,474	-
Corporate securities	12,332	-	12,332	-
Total	<u>\$ 64,019</u>	<u>\$ -</u>	<u>\$ 64,019</u>	<u>\$ -</u>
<b>Nonrecurring basis</b>				
Impaired loans				
Commercial real estate	\$ 2,947	\$ -	\$ 2,947	\$ -
Commercial	2,154	-	2,154	-
Single family residential	310	-	310	-
Construction	105	-	105	-
Other real estate owned	161	-	161	-
Total	<u>\$ 5,677</u>	<u>\$ -</u>	<u>\$ 5,677</u>	<u>\$ -</u>

Following are disclosures of fair value information about financial instruments, whether or not recognized on the balance sheet, for which it is practicable to estimate that value. The assumptions used in the estimation of the fair values are based on estimates using discounted cash flows and other valuation techniques. The use of discounted cash flows can be significantly affected by the assumptions used, including the discount rate and estimates of future cash flows. The following disclosures should not be considered an estimate of the liquidation value of the Company, but rather a good-faith estimate of the increase or decrease in the value of financial instruments held by the Company since purchase, origination, or issuance.

**Cash, Due from Banks, Federal Funds Sold, Interest-Bearing Deposits with Banks and Certificates of Deposits** - Fair value equals the carrying value of such assets due to their nature and is classified as Level 1.

**Investment Securities** - Fair value of investment securities is based on quoted market prices and is classified as Level 2.

**Other Investments** - The carrying amount of other investments approximates its fair value and is classified as Level 1.

**Loans** - The Company's loan portfolio is initially fair valued using a segmented approach. The Company divides its loan portfolio into the following categories: variable rate loans, impaired loans and all other loans.

For variable-rate loans that reprice frequently and have no significant change in credit risk, fair values approximate carrying values. Fair values for impaired loans are estimated using discounted cash flow models or based on the fair value of the underlying collateral.

## Citizens Bancshares Corporation and Subsidiary

### Notes to Consolidated Financial Statements

December 31, 2021 and 2020

---

#### Note 11. Fair Value Measurements, Continued

**Deposits** - The fair value of demand deposits, savings accounts, and certain money market deposits is the amount payable on demand at the reporting date. The fair value of fixed rate certificates of deposit is estimated by discounting the future cash flows using the rates currently offered for deposits of similar remaining maturities and is classified as Level 2.

**Notes Payable and Advances from Federal Home Loan Bank** - The fair values of notes payable and advances from the Federal Home Loan Bank are estimated by discounting the future cash flows using the rates currently available to the Bank for debt with similar remaining maturities and terms and are classified as Level 2.

**Commitments to Extend Credit and Commercial Letters of Credit** - Because commitments to extend credit and commercial letters of credit are made using variable rates, or are recently executed, the contract value is a reasonable estimate of fair value.

**Limitations** - Fair value estimates are made at a specific point in time, based on relevant market information and information about the financial instrument. These estimates do not reflect any premium or discount that could result from offering for sale at one time the Company's entire holdings of a particular financial instrument. Because no market exists for a significant portion of the Company's financial instruments, fair value estimates are based on many judgments. These estimates are subjective in nature and involve uncertainties and matters of significant judgment and therefore cannot be determined with precision. Changes in assumptions could significantly affect the estimates. Fair value estimates are based on existing on and off-balance-sheet financial instruments without attempting to estimate the value of anticipated future business and the value of assets and liabilities that are not considered financial instruments; for example, premises and equipment. In addition, the tax ramifications related to the realization of the unrealized gains and losses can have a significant effect on fair value estimates and have not been considered in the estimates.

## Citizens Bancshares Corporation and Subsidiary

### Notes to Consolidated Financial Statements

December 31, 2021 and 2020

#### Note 11. Fair Value Measurements, Continued

The following presents the carrying amount, fair value, and placement in the fair value hierarchy of the Company's financial instruments as of December 31, 2021 and 2020 (in thousands):

	<b>December 31, 2021</b>				
	<b>Carrying Amount</b>	<b>Fair Value Measurements</b>			
		<b>Total</b>	<b>Level 1</b>	<b>Level 2</b>	<b>Level 3</b>
<b>Financial assets</b>					
Cash and due from banks	\$ 2,182	\$ 2,182	\$ 2,182	\$ -	\$ -
Federal funds sold	32,006	32,006	32,006	-	-
Interest-bearing deposits with banks	230,371	230,371	230,371	-	-
Certificates of deposit	350	350	350	-	-
Investment securities	95,294	95,294	-	95,294	-
Other investments	681	681	681	-	-
Loans, net	281,750	282,226	-	282,226	-
<b>Financial liabilities</b>					
Deposits	\$ 581,421	\$ 581,593	\$ 472,577	\$ 109,016	\$ -
Advances from Federal Home Loan Bank	110	110	-	110	-
	<b>Notional Amount</b>	<b>Estimated Fair Value</b>			
<b>Off-balance-sheet financial instruments</b>					
Commitments to extend credit	\$ 40,745	\$ 40,745			
Commercial letters of credit	2,868	2,868			

# Citizens Bancshares Corporation and Subsidiary

## Notes to Consolidated Financial Statements

December 31, 2021 and 2020

### Note 11. Fair Value Measurements, Continued

	December 31, 2020				
	Carrying Amount	Fair Value Measurements			
		Total	Level 1	Level 2	Level 3
<b>Financial assets</b>					
Cash and due from banks	\$ 1,850	\$ 1,850	\$ 1,850	\$ -	\$ -
Federal funds sold	36,930	36,930	36,930	-	-
Interest-bearing deposits with banks	156,662	156,662	156,662	-	-
Certificates of deposit	850	850	850	-	-
Investment securities	64,019	64,019	-	64,019	-
Other investments	770	770	770	-	-
Loans, net	284,334	285,313	-	285,313	-
<b>Financial liabilities</b>					
Deposits	\$ 510,381	\$ 513,351	\$ 404,747	\$ 108,604	\$ -
Notes payable	1,150	1,150	-	1,150	-
Advances from Federal Home Loan Bank	132	132	-	132	-
	<u>Notional Amount</u>	<u>Estimated Fair Value</u>			
Off-balance-sheet financial instruments					
Commitments to extend credit	\$ 22,690	\$ 22,690			
Commercial letters of credit	94	94			

### Note 12. Stockholders' Equity

**Capital Adequacy** - The Company and the Bank are subject to various regulatory capital requirements administered by state and federal banking agencies. Failure to meet minimum capital requirements can initiate certain mandatory and possibly additional discretionary actions by regulators that, if undertaken, could have a direct material effect on the Company's financial statements. Under capital adequacy guidelines and the regulatory framework for prompt corrective action, the Company must meet specific capital guidelines that involve quantitative measures of the Company's assets, liabilities, and certain off-balance sheet items as calculated under regulatory accounting practices. The Company's capital amounts and classification are also subject to qualitative judgments by the regulators about components, risk weightings, and other factors.

Quantitative measures established by regulation to ensure capital adequacy require the Company to maintain minimum amounts and ratios (set forth in the table below) of total and Tier I capital (as defined in the regulations) to risk-weighted assets (as defined), and of Tier I capital (as defined) to average assets (as defined). Management believes, as of December 31, 2021, the Company meets all capital adequacy requirements to which it is subject.

# Citizens Bancshares Corporation and Subsidiary

## Notes to Consolidated Financial Statements

December 31, 2021 and 2020

### Note 12. Stockholders' Equity, Continued

As of December 31, 2021, the Bank was considered “well capitalized” under the regulatory framework for prompt corrective action. To be categorized as “well capitalized,” the Bank must maintain minimum total risk-based, Tier I risk-based, and Tier I leverage ratios as set forth in the following table.

The Company’s and the Bank’s actual capital amounts and ratios are also presented in the table below (in thousands):

	Actual		For Capital Adequacy Purposes		To Be Well-Capitalized Under Prompt Corrective Action Provisions	
	Amount	Ratio	Amount	Ratio	Amount	Ratio
<b>December 31, 2021</b>						
Total capital (to risk-weighted assets)						
Consolidated	\$ 78,180	25.0%	\$ 25,015	8.0%	N/A	N/A
Bank	59,247	19.0%	24,999	8.0%	\$ 31,249	10.0%
Tier I common equity (to risk weighted assets)						
Consolidated	53,169	17.0%	14,071	4.5%	N/A	N/A
Bank	56,236	18.0%	14,062	4.5%	20,312	6.5%
Tier I capital (to risk weighted assets)						
Consolidated	75,169	24.0%	18,761	6.0%	N/A	N/A
Bank	56,236	18.0%	18,749	6.0%	24,999	8.0%
Tier I capital (to average assets)						
Consolidated	75,169	11.4%	26,288	4.0%	N/A	N/A
Bank	56,236	8.6%	26,282	4.0%	32,852	5.0%
<b>December 31, 2020</b>						
Total capital (to risk-weighted assets)						
Consolidated	\$ 53,704	18.5%	\$ 23,275	8.0%	N/A	N/A
Bank	51,404	17.7%	23,275	8.0%	\$ 29,094	10.0%
Tier I common equity (to risk weighted assets)						
Consolidated	50,543	17.4%	13,092	4.5%	N/A	N/A
Bank	48,243	16.6%	13,092	4.5%	18,911	6.5%
Tier I capital (to risk weighted assets)						
Consolidated	50,543	17.4%	17,456	6.0%	N/A	N/A
Bank	48,243	16.6%	17,456	6.0%	23,275	8.0%
Tier I capital (to average assets)						
Consolidated	50,543	9.2%	21,998	4.0%	N/A	N/A
Bank	48,243	8.8%	21,998	4.0%	27,497	5.0%

## Citizens Bancshares Corporation and Subsidiary

### Notes to Consolidated Financial Statements

December 31, 2021 and 2020

#### Note 12. Stockholders' Equity, Continued

**Dividend Limitation** - The amount of dividends paid by the Bank to the Company or paid by the Company to its stockholders is limited by various banking regulatory agencies. Any such dividends will be subject to maintenance of required capital levels. The Georgia Department of Banking and Finance must approve dividend payments that would exceed 50% of the Bank's net income for the prior year to the Company.

The Company paid dividends of \$797,000 and \$692,000 on its common stock in 2021 and 2020, respectively. The annual dividend payout rate was \$0.40 and \$0.35 per common share in 2021 and 2020, respectively.

**Basel III** - Effective January 1, 2015, Basel III rules on the Company and the Bank became effective and the regulation now also requires the Company to maintain a minimum amount and ratio of common equity Tier 1 capital to risk weighted assets.

#### Note 13. Related Party Transactions

Certain parties (principally certain directors and executive officers of the Company, their immediate families, and their business interests) were loan customers of and had other transactions in the normal course of business with the Company. Related party loans are made on substantially the same terms, including interest rates and collateral, as those prevailing at the time for comparable transactions with unrelated persons and do not involve more than the normal risk of collectability. As of December 31, 2021 and 2020, the Company had related party loans totaling approximately \$15,449,000 and \$14,472,000, respectively.

Deposits by directors, including their affiliates and executive officers, were approximately \$5,472,000 and \$5,754,000 at December 31, 2021 and 2020, respectively.

#### Note 14. Supplementary Income Statement Information

Components of other operating expenses in were disaggregated further for the years ended December 31:

	<u>2021</u>	<u>2020</u>
Stationery and supplies	\$ 76,771	\$ 88,419
Telephone	335,330	371,089
FDIC insurance premium	199,500	156,000
Security and protection expense	247,444	262,084
Advertising and marketing	121,392	132,801
ATM charges	229,645	244,849
Business development	59,524	103,694
Subscription dues	282,564	344,066
Other miscellaneous expenses	<u>1,519,466</u>	<u>1,954,794</u>
	<u>\$ 3,071,636</u>	<u>\$ 3,657,796</u>

## Citizens Bancshares Corporation and Subsidiary

### Notes to Consolidated Financial Statements

December 31, 2021 and 2020

#### Note 15. Citizens Bancshares Corporation and Subsidiary (Parent Company Only)

Presented below are the condensed statements for Citizens Bancshares Corporation and Subsidiary (Parent Company Only).

#### Condensed Balance Sheets

	For the years ended December 31,	
	2021	2020
<b>Assets</b>		
Cash	\$ 18,804,828	\$ 2,754,640
Investment in banking subsidiary	56,503,185	50,272,371
Other assets	<u>202,493</u>	<u>111,706</u>
Total assets	<u>\$ 75,510,506</u>	<u>\$ 53,138,717</u>
<b>Liabilities and Stockholders' Equity</b>		
Other liabilities	\$ 74,275	\$ 88,249
Note payable	-	1,150,000
Stockholders' equity	<u>75,436,231</u>	<u>51,900,468</u>
Total liabilities and stockholders' equity	<u>\$ 75,510,506</u>	<u>\$ 53,138,717</u>

#### Condensed Statements of Income

	For the years ended December 31,	
	2021	2020
Income	\$ 1,600,252	\$ 5,000,000
Expenses	<u>452,848</u>	<u>1,251,143</u>
Income before tax benefit and equity in undistributed earnings of banking subsidiary	1,147,404	3,748,857
Income tax benefit	<u>91,852</u>	<u>111,857</u>
Income before equity in undistributed earnings of the subsidiary	1,239,256	3,860,714
Equity in undistributed earnings of the subsidiary	<u>2,821,345</u>	<u>1,357,979</u>
Net income	<u>\$ 4,060,601</u>	<u>\$ 5,218,693</u>



# Citizens Bancshares Corporation and Subsidiary

## Notes to Consolidated Financial Statements

December 31, 2021 and 2020

### Note 15. Citizens Bancshares Corporation and Subsidiary (Parent Company Only), Continued

#### Condensed Statements of Cash Flows

	<u>For the years ended</u> <u>December 31,</u>	
	<u>2021</u>	<u>2020</u>
<b>Operating activities</b>		
Net income	\$ 4,060,601	\$ 5,218,693
Adjustments to reconcile net income to net cash provided by operating activities:		
Equity in undistributed earnings of banking subsidiary	(2,821,345)	(1,357,979)
Restricted stock compensation, net	225,538	222,470
Change in other assets	(90,787)	97,169
Change in other liabilities	(13,974)	19,730
Net cash provided by operating activities	<u>1,360,033</u>	<u>4,200,083</u>
<b>Investing activities</b>		
Investment in subsidiary	(5,000,000)	-
<b>Financing activities</b>		
Payment on note payable	(1,150,000)	(400,000)
Common stock dividend paid	(796,703)	(692,478)
Preferred stock dividend paid	(137,195)	-
Issuance of preferred stock	22,000,000	-
Purchase of treasury stock	(225,947)	(1,083,013)
Net cash provided by (used in) financing activities	<u>19,690,155</u>	<u>(2,175,491)</u>
Net increase in cash	16,050,188	2,024,592
<b>Cash, beginning of year</b>	<u>2,754,640</u>	<u>730,048</u>
<b>Cash, end of year</b>	<u>\$ 18,804,828</u>	<u>\$ 2,754,640</u>

### Note 16. Subsequent Events

Subsequent events are events or transactions that occur after the balance sheet date but before financial statements are issued. Recognized subsequent events are events or transactions that provide additional evidence about conditions that existed at the date of the balance sheet, including the estimates inherent in the process of preparing financial statements. Nonrecognized subsequent events are events that provide evidence about conditions that did not exist at the date of the balance sheet but arose after that date. Management has reviewed events occurring through April 22, 2022, the date the financial statements were available to be issued, and other than the item noted below, no items were noted requiring accrual or disclosure.

---

## **Citizens Bancshares Corporation and Subsidiary**

### ***Notes to Consolidated Financial Statements***

***December 31, 2021 and 2020***

---

#### **Note 16. Subsequent Events, Continued**

On December 14, 2021, the U.S. Department of Treasury ("Treasury") informed the Company that the Treasury had reviewed the Company's application to receive a capital investment from the Treasury under the Emergency Capital Investment Program ("ECIP") and that the Company would be eligible to receive an ECIP investment in an amount up to \$90.9 million in the form of non-dilutive Tier 1 senior perpetual preferred stock. The Company is continuing to evaluate the terms and conditions of the investment and at what level they will participate up to the maximum amount of eligibility. If the Company accepts the investment, the Company would expect the transaction to close during June 2022.

## Stockholders Information

Corporate Headquarters  
230 Peachtree Street, NW  
Suite 2700  
Atlanta, Georgia 30303  
www.ctbconnect.com  
678.406.4000

Mailing Address  
Citizens Bancshares  
Corporation  
Post Office Box 56943  
Atlanta, Georgia 30343

Notice of Annual Meeting  
May 26, 2022, 11:00 a.m. ET  
Citizens Trust Bank  
Corporate Headquarters  
230 Peachtree Street, NW  
Suite 2700  
Atlanta, Georgia 30303

Transfer Agency  
Computershare  
Investor Services  
1.800.568.3476  
250 Royall Street  
Canton, Massachusetts 02021

## Board of Directors of Citizens Bancshares Corporation

**RAY M. ROBINSON**

Chairman of the Board  
Citizens Bancshares Corporation  
President Emeritus  
East Lake Golf Club  
Vice Chairman  
East Lake Community Foundation

**CYNTHIA N. DAY**

President and CEO  
Citizens Trust Bank

**ROBERT L. BROWN, JR.**

President  
R.L. Brown & Associates

**STEPHEN A. ELMORE, SR.**

Managing Principal  
Elmore CPAs, LLC

**C. HOWIE HODGES, II**

Chief Executive Officer,  
CH Hodges, Inc.

**C. DAVID MOODY, JR.**

Chief Executive Officer  
C.D. Moody Construction  
Company, Inc.

**H. JEROME RUSSELL, JR.**

President  
H.J. Russell and Company  
New Urban Development, LLC

**JAMES E. WILLIAMS**

President  
Williams Communications System

## Principal Officers of Citizens Trust Bank

**CYNTHIA N. DAY**

President and Chief Executive Officer

**SAMUEL J. COX**

Executive Vice President/ Chief Financial Officer

**FREDERICK L. DANIELS, JR.**

Executive Vice President/Chief Credit Officer

**FARRAND O. LOGAN**

Executive Vice President/ Chief Lending Officer/  
Director of Sales and Business Development

**JASON A. EPPENGER**

Alabama Market President

**IRIS D. GOODLY**

Senior Vice President/Director of Client Services  
and Operations

**WANDA F. NESBIT**

Senior Vice President/Human Resources Director



Citizens Trust Bank  
678.406.4000  
www.ctbconnect.com

# Locations

## GEORGIA

**Cascade**  
3705 Cascade Road  
South Fulton, GA 30331

**East Point**  
2840 East Point Street  
East Point, GA 30344

**Panola**  
2727 Panola Road  
Stonecrest, GA 30058

**Rockbridge**  
5771 Rockbridge Road  
Stone Mountain, GA 30087

**Westside**  
Main Office  
965 MLK Jr. Drive, NW  
Atlanta, GA 30314

## ALABAMA

**Birmingham Headquarters**  
1700 3rd Avenue North  
Birmingham, AL 35203

**Eutaw**  
213 Main Street  
Eutaw, AL 35462

## TRANSFER AGENCY

Trading Symbol: CZBS  
Computershare  
Investor Services | 1.800.568.3476  
250 Royall Street, Canton, MA 02021